

PRODUCT SPECIFICATIONS



14 SEER
R-410A

COOLING CAPACITY: 18,000 - 60,000 BTU/h

HEATING CAPACITY: 18,000 - 59,000 BTU/h



* To receive the Lifetime Unit Replacement Limited Warranty and 10-Year Parts Limited Warranty, online registration must be completed within 60 days of installation. Online registration is not required in California or Québec. Full warranty details are available at www.whirlpoolhvac.com.

SPLIT SYSTEM HEAT PUMP

The Whirlpool Gold® brand WGHP44 Heat Pump uses the chlorine-free refrigerant R-410A and features operating sound levels that are among the best in the heating and cooling industry. Our quality manufacturing and easy installation and maintenance make this unit one of the best values on the market.

Standard Features

- R-410A chlorine-free refrigerant
- High-efficiency scroll compressor
- High-density foam compressor sound blanket
- High and low pressure switches
- Factory-installed bi-flow liquid-line filter dryer
- Factory Installed Suction Accumulator
- Fully charged for 15' of tubing length
- Copper tube/enhanced aluminum fin coil
- Sweat connection service valves with easy access to gauge ports
- AHRI Certified; ETL Listed

Cabinet Features

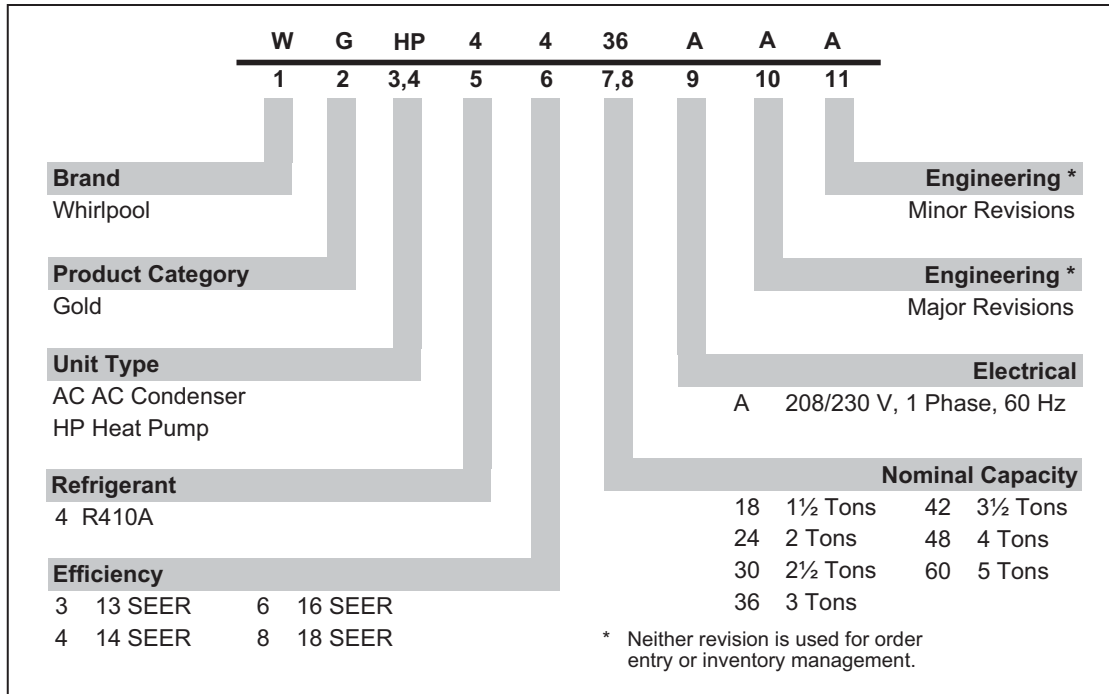
- Whirlpool Quiet Partner™ brand sound control top design
- Wire fan discharge grille
- Steel louver coil guard
- Attractive Hannah Slate Durashield® powder-paint finish
- Rust-resistant screws
- Compact footprint
- Top and side maintenance access
- Single-panel access to controls with space provided for field-installed accessories
- When properly anchored, meets the 2001 Florida Building Code unit integrity requirements for hurricane-type winds (Anchor bracket kits available.)

Contents

Nomenclature.....	2
Product Specifications	3
Expanded Cooling Data	4
Expanded Heating Data	18
Dimensions	20
Accessories.....	20
Wiring Diagram	21

PRODUCT SPECIFICATIONS

NOMENCLATURE



PHYSICAL DATA

Model	Nominal Capacities		Voltage-Phase	MOD* (amps)	Dimensions			Service Valve		dBs	Ship Weight (lbs)
	Cooling	Heating			W"	D"	H"	Liquid	Suction		
WGHP4418AA*	18,000	18,000	208/230-1	20	29	29	34¼	¾"	¾"	70	199
WGHP4424AA*	24,000	24,000	208/230-1	30	29	29	38¼	¾"	¾"	72	207
WGHP4430AA*	30,000	28,000	208/230-1	30	29	29	38¼	¾"	¾"	72	219
WGHP4436AB*	35,000	33,000	208/230-1	30	29	29	38¼	¾"	7/8"	74	215
WGHP4442AA*	42,000	42,000	208/230-1	40	35½	35½	38¼	¾"	7/8"	73	242
WGHP4448AA*	48,000	46,600	208/230-1	40	35½	35½	38¼	¾"	7/8"	74	266
WGHP4460AA*	60,000	59,000	208/230-1	60	35½	35½	38¼	¾"	7/8"	75	280

* Maximum Overcurrent Protection Device

Important EnergyStar Notice: EnergyStar ratings are dependent upon conditions beyond equipment installation. Proper sizing and installation of equipment is critical to achieve optimal performance. Split system air conditioners and heat pumps must be matched with appropriate coil components to meet EnergyStar criteria. Ask your contractor for details or visit www.energystar.gov.

SPECIFICATIONS

	WGHP 4418AA*	WGHP 4424AA*	WGHP 4430AA*	WGHP 4436AB*	WGHP 4442AA*	WGHP 4448AA*	WGHP 4460AA*
Capacities and Ratings							
Nominal Cooling (BTU/h)	18,000	24,000	30,000	35,000	42,000	48,000	60,000
Nominal Heating (BTU/h)	18,000	24,000	28,000	33,000	42,000	46,600	59,000
Decibels	70	72	72	74	73	74	75
Compressor							
RLA	9.0	12.8	14.1	14.1	17.9	19.9	26.4
LRA	48.0	58.3	73.0	77.0	112.0	109.0	134.0
Condenser Fan Motor							
Horsepower	1/12	1/6	1/6	1/4	1/4	1/4	1/4
FLA	0.6	0.9	1.10	1.5	1.5	1.5	1.5
Refrigeration System							
Refrigerant Line Size ¹							
Liquid Line Size ("O.D.)	3/8"	3/8"	3/8"	3/8"	3/8"	3/8"	3/8"
Suction Line Size ("O.D.)	3/4"	3/4"	3/4"	7/8"	1 1/8"	1 1/8"	1 1/8"
Refrigerant Connection Size							
Liquid Valve Size ("O.D.)	3/8"	3/8"	3/8"	3/8"	3/8"	3/8"	3/8"
Suction Valve Size ("O.D.)	3/4"	3/4"	3/4"	3/4"	7/8"	7/8"	7/8"
Valve Connection Type	Sweat	Sweat	Sweat	Sweat	Sweat	Sweat	Sweat
Refrigerant Charge	140	160	185	186	210	270	275
Electrical Data							
Volts / Hz / Phase	208/230-60-1			208/230-60-1			
Minimum Circuit Ampacity ²	11.9	16.9	18.7	19.1	23.9	26.4	34.5
Max. Overcurrent Protection ³	20	25	30	30	40	45	60
Min / Max Volts	197 / 253	197 / 253	197 / 253	197 / 253	197 / 253	197 / 253	197 / 253
Electrical Conduit Size	1/2" or 3/4"	1/2" or 3/4"	1/2" or 3/4"	1/2" or 3/4"	1/2" or 3/4"	1/2" or 3/4"	1/2" or 3/4"
Low Voltage	1/2"	1/2"	1/2"	1/2"	1/2"	1/2"	1/2"
Ship Weight (lbs)	199	207	219	215	242	266	280

¹ Tested and rated in accordance with AHRI Standard 210/240

² Wire size should be determined in accordance with National Electrical Codes; extensive wire runs will require larger wire sizes

³ Must use time-delay fuses or HACR-type circuit breakers of the same size as noted.

Notes

- Always check the S&R plate for electrical data on the unit being installed.
- Installer will need to supply 7/8" to 1 1/8" adapters for suction line connections.
- Unit is charged with refrigerant for 15' of 3/8" liquid line. System charge must be adjusted per Installation Instructions Final Charge Procedure.
- Installation of these units requires the specified TXV Kit to be installed on the indoor coil. THE SPECIFIED TXV IS DETERMINED BY THE OUTDOOR UNIT NOT THE INDOOR COIL.

PRODUCT SPECIFICATIONS

EXPANDED COOLING DATA — MODEL: WGHP4418AA* / CA*F3131*6A* +TXV / WMAHM800**

IDB*	Airflow	Outdoor Ambient Temperature																							
		65°F				75°F				85°F				95°F				105°F				115°F			
		59	63	67	71	59	63	67	71	59	63	67	71	59	63	67	71	59	63	67	71	59	63	67	71
70	675	17.6	18.3	20.0	-	17.2	17.9	19.6	-	16.8	17.4	19.1	-	16.4	17.0	18.6	-	15.6	16.2	17.7	-	14.4	15.0	16.4	-
	MBh	0.74	0.62	0.43	-	0.76	0.64	0.44	-	0.78	0.65	0.45	-	0.81	0.67	0.47	-	0.84	0.70	0.49	-	0.85	0.71	0.49	-
	Lo PR	18	15	12	-	18	16	12	-	18	16	12	-	18	16	12	-	18	15	12	-	17	14	11	-
	DT	1.17	1.19	1.23	-	1.25	1.28	1.32	-	1.33	1.36	1.40	-	1.40	1.43	1.47	-	1.45	1.48	1.53	-	1.50	1.53	1.58	-
	KW	4.2	4.3	4.4	-	4.5	4.6	4.8	-	4.9	5.0	5.2	-	5.3	5.4	5.6	-	5.6	5.7	5.9	-	5.9	6.1	6.3	-
	Amps	213	229	242	-	239	257	271	-	271	292	308	-	309	333	351	-	348	374	395	-	384	413	436	-
	Hi PR	107	113	124	-	113	120	131	-	117	124	136	-	123	131	143	-	129	137	150	-	133	142	155	-
	Lo PR	171	177	194	-	16.7	17.3	19.0	-	16.3	16.9	18.5	-	15.9	16.5	18.1	-	15.1	15.7	17.2	-	14.0	14.5	15.9	-
	MBh	0.70	0.59	0.41	-	0.73	0.61	0.42	-	0.75	0.62	0.43	-	0.77	0.64	0.45	-	0.80	0.67	0.46	-	0.81	0.67	0.47	-
	Lo PR	18	16	12	-	19	16	12	-	19	16	12	-	19	16	12	-	19	16	12	-	17	15	11	-
	DT	1.16	1.18	1.22	-	1.24	1.27	1.31	-	1.32	1.35	1.39	-	1.38	1.41	1.46	-	1.44	1.47	1.52	-	1.49	1.52	1.57	-
	KW	4.2	4.3	4.4	-	4.5	4.6	4.8	-	4.9	5.0	5.2	-	5.2	5.3	5.5	-	5.5	5.7	5.9	-	5.9	6.0	6.2	-
Amps	210	227	239	-	236	254	268	-	269	289	305	-	306	329	348	-	344	370	391	-	380	409	432	-	
Hi PR	105	112	122	-	111	119	129	-	116	123	134	-	122	129	141	-	127	136	148	-	132	140	153	-	
Lo PR	15.8	16.4	17.9	-	15.4	16.0	17.5	-	15.1	15.6	17.1	-	14.7	15.2	16.7	-	14.0	14.5	15.9	-	12.9	13.4	14.7	-	
MBh	0.68	0.57	0.39	-	0.70	0.59	0.41	-	0.72	0.60	0.42	-	0.74	0.62	0.43	-	0.77	0.64	0.45	-	0.78	0.65	0.45	-	
Lo PR	19	16	12	-	19	16	12	-	19	16	12	-	19	16	12	-	19	16	12	-	18	15	12	-	
DT	1.13	1.15	1.19	-	1.21	1.24	1.28	-	1.29	1.31	1.35	-	1.35	1.38	1.42	-	1.41	1.44	1.48	-	1.45	1.48	1.53	-	
KW	4.1	4.2	4.3	-	4.4	4.5	4.6	-	4.7	4.9	5.0	-	5.1	5.2	5.4	-	5.4	5.5	5.7	-	5.7	5.8	6.0	-	
Amps	204	220	232	-	229	247	260	-	261	280	296	-	297	319	337	-	334	359	379	-	369	397	419	-	
Hi PR	102	109	119	-	108	115	126	-	112	119	130	-	118	126	137	-	124	132	144	-	128	136	149	-	
Lo PR	17.9	18.5	20.0	21.5	17.5	18.0	19.5	21.0	17.1	17.6	19.1	20.5	16.7	17.2	18.6	20.0	15.9	16.3	17.7	19.0	14.7	15.1	16.4	17.6	
MBh	0.84	0.75	0.57	0.36	0.87	0.78	0.59	0.38	0.89	0.80	0.60	0.39	0.92	0.82	0.62	0.40	0.95	0.85	0.65	0.42	0.96	0.86	0.65	0.42	
Lo PR	20	19	15	11	21	19	16	11	21	19	16	11	21	19	16	11	21	19	16	11	19	18	15	10	
DT	1.18	1.20	1.24	1.27	1.26	1.29	1.33	1.37	1.34	1.37	1.41	1.46	1.41	1.44	1.48	1.53	1.46	1.50	1.54	1.59	1.51	1.55	1.60	1.65	
KW	4.2	4.3	4.5	4.6	4.6	4.7	4.8	5.0	5.0	5.1	5.2	5.4	5.3	5.4	5.6	5.8	5.6	5.8	6.0	6.2	6.0	6.1	6.3	6.5	
Amps	215	231	244	255	241	259	274	286	274	295	311	325	312	336	355	370	351	378	399	416	368	418	441	460	
Hi PR	108	114	125	133	114	121	132	141	118	126	137	146	124	132	144	154	130	138	151	161	135	143	156	166	
Lo PR	17.4	17.9	19.4	20.8	17.0	17.5	19.0	20.3	16.6	17.1	18.5	19.9	16.2	16.7	18.1	19.4	15.4	15.8	17.2	18.4	14.3	14.7	15.9	17.1	
MBh	0.80	0.71	0.54	0.35	0.83	0.74	0.56	0.36	0.85	0.76	0.57	0.37	0.88	0.78	0.59	0.38	0.91	0.81	0.62	0.40	0.92	0.82	0.62	0.40	
Lo PR	21	20	16	11	22	20	16	11	22	20	16	11	22	20	16	11	21	20	16	11	20	18	15	10	
DT	1.17	1.19	1.23	1.26	1.25	1.28	1.32	1.36	1.33	1.36	1.40	1.44	1.40	1.43	1.47	1.52	1.45	1.48	1.53	1.58	1.50	1.53	1.58	1.64	
KW	4.2	4.3	4.4	4.6	4.5	4.6	4.8	5.0	4.9	5.0	5.2	5.4	5.3	5.4	5.6	5.8	5.6	5.7	5.9	6.1	5.9	6.1	6.3	6.5	
Amps	213	229	242	252	239	257	271	283	271	292	308	322	309	333	351	366	348	374	395	412	384	413	437	455	
Hi PR	107	113	124	132	113	120	131	139	117	124	136	145	123	131	143	152	129	137	150	159	133	142	155	165	
Lo PR	16.1	16.5	17.9	19.2	15.7	16.2	17.5	18.8	15.3	15.8	17.1	18.3	15.0	15.4	16.7	17.9	14.2	14.6	15.8	17.0	13.2	13.5	14.7	15.7	
MBh	0.77	0.69	0.52	0.34	0.80	0.71	0.54	0.35	0.82	0.73	0.55	0.36	0.84	0.76	0.57	0.37	0.88	0.78	0.59	0.38	0.88	0.79	0.60	0.39	
Lo PR	22	20	16	11	22	20	17	11	22	20	17	11	22	20	17	11	22	20	16	11	20	19	15	11	
DT	1.14	1.16	1.20	1.24	1.22	1.25	1.29	1.33	1.30	1.32	1.37	1.41	1.36	1.39	1.44	1.48	1.42	1.45	1.49	1.54	1.47	1.50	1.54	1.60	
KW	4.1	4.2	4.3	4.5	4.4	4.5	4.7	4.8	4.8	4.9	5.1	5.2	5.1	5.2	5.4	5.6	5.4	5.6	5.7	6.0	5.7	5.9	6.1	6.3	
Amps	206	222	234	244	231	249	263	274	263	283	299	312	300	323	341	355	337	363	383	400	373	401	423	442	
Hi PR	103	110	120	128	109	116	127	135	113	121	132	140	119	127	138	147	125	133	145	155	129	137	150	160	
Lo PR	17.9	18.5	20.0	21.5	17.5	18.0	19.5	21.0	17.1	17.6	19.1	20.5	16.7	17.2	18.6	20.0	15.9	16.3	17.7	19.0	14.7	15.1	16.4	17.6	

IDB: Entering Indoor Dry Bulb Temperature
 Shaded area is ACCA (ITVA) conditions
 kW=Total system power
 Amps = outdoor unit amps (comp.+fan)
 Design Subcooling 9 ±3 °F @ the liquid service valve, ARI 95 test conditions

EXPANDED COOLING DATA — MODEL: WGHP4418AA* / CA*F3131*6A* +TXV / WMAHM800** (CONT.)

IDB*	Airflow	Outdoor Ambient Temperature												105°F												115°F											
		65°F				75°F				85°F				95°F				105°F				115°F															
		59	63	67	71	59	63	67	71	59	63	67	71	59	63	67	71	59	63	67	71	59	63	67	71												
675	MBh	18.3	18.7	19.9	21.3	17.8	18.2	19.5	20.8	17.4	17.8	19.0	20.3	17.0	17.4	18.5	19.8	16.1	16.5	17.6	18.8	14.9	15.3	16.3	17.4												
	S/T	0.92	0.86	0.70	0.52	0.95	0.89	0.73	0.54	1.00	0.92	0.75	0.56	1.00	0.94	0.77	0.57	1.00	1.00	0.80	0.60	1.00	1.00	0.80	0.60												
	DT	23	22	19	15	22	21	19	15	22	21	19	15	22	21	19	15	22	22	19	15	20	21	18	14												
	KW	1.19	1.21	1.25	1.28	1.27	1.30	1.34	1.38	1.35	1.38	1.42	1.47	1.42	1.45	1.50	1.54	1.48	1.51	1.56	1.61	1.53	1.56	1.61	1.66												
	Amps	4.3	4.4	4.5	4.7	4.6	4.7	4.8	5.1	5.0	5.1	5.3	5.5	5.3	5.5	5.7	5.9	5.7	5.8	6.0	6.2	6.0	6.2	6.4	6.6												
	Hi PR	217	233	247	257	243	262	277	288	277	298	315	328	315	339	358	374	355	382	403	420	392	422	445	465												
	Lo PR	109	116	126	134	115	122	133	142	119	127	139	148	125	133	146	155	131	140	153	162	136	145	158	168												
	MBh	17.7	18.1	19.4	20.7	17.3	17.7	18.9	20.2	16.9	17.3	18.5	19.7	16.5	16.8	18.0	19.2	15.7	16.0	17.1	18.3	14.5	14.8	15.8	16.9												
	S/T	0.88	0.82	0.67	0.50	0.91	0.85	0.69	0.52	0.93	0.87	0.71	0.53	0.96	0.90	0.73	0.55	1.00	0.94	0.76	0.57	1.00	0.94	0.77	0.57												
	DT	24	23	20	16	24	23	20	16	24	23	20	16	24	23	20	16	24	24	23	20	22	21	19	15												
	KW	1.18	1.20	1.24	1.27	1.26	1.29	1.33	1.37	1.34	1.37	1.41	1.46	1.41	1.44	1.48	1.53	1.46	1.50	1.54	1.59	1.51	1.55	1.60	1.65												
	Amps	4.2	4.3	4.5	4.6	4.6	4.7	4.8	5.0	5.0	5.1	5.3	5.4	5.3	5.4	5.6	5.8	5.6	5.8	6.0	6.2	6.0	6.1	6.3	6.5												
Hi PR	215	231	244	255	241	259	274	286	274	295	311	325	312	336	355	370	351	378	399	416	388	418	441	460													
Lo PR	108	114	125	133	114	121	132	141	118	126	137	146	124	132	144	154	130	138	151	161	135	143	156	166													
MBh	16.4	16.7	17.9	19.1	16.0	16.3	17.4	18.6	15.6	15.9	17.0	18.2	15.2	15.6	16.6	17.8	14.5	14.8	15.8	16.9	13.4	13.7	14.6	15.6													
S/T	0.84	0.79	0.64	0.48	0.88	0.82	0.67	0.50	0.90	0.84	0.69	0.51	0.93	0.87	0.71	0.53	0.96	0.90	0.73	0.55	0.97	0.91	0.74	0.55													
DT	24	23	20	16	24	23	20	16	25	24	21	16	25	24	21	16	24	23	20	16	23	22	19	15													
KW	1.15	1.17	1.21	1.24	1.23	1.26	1.30	1.34	1.31	1.34	1.38	1.42	1.37	1.40	1.45	1.49	1.43	1.46	1.51	1.56	1.48	1.51	1.56	1.61													
Amps	4.1	4.2	4.4	4.5	4.5	4.6	4.7	4.9	4.8	4.9	5.1	5.3	5.2	5.3	5.5	5.7	5.5	5.6	5.8	6.0	5.8	5.9	6.1	6.4													
Hi PR	208	224	237	247	234	252	266	277	266	286	302	315	303	326	344	359	341	367	387	404	376	405	428	446													
Lo PR	104	111	121	129	110	117	128	136	115	122	133	142	120	128	140	149	126	134	147	156	131	139	152	161													
675	MBh	18.6	18.9	19.8	21.2	18.1	18.5	19.4	20.7	17.7	18.1	18.9	20.2	17.3	17.6	18.4	19.7	16.4	16.7	17.5	18.7	15.2	15.5	16.2	17.3												
	S/T	0.96	0.93	0.84	0.68	1.00	0.96	0.87	0.71	1.00	0.99	0.89	0.72	1.00	1.00	0.92	0.75	1.00	1.00	0.95	0.77	1.00	1.00	0.96	0.78												
	DT	24	24	23	20	25	24	23	20	24	24	23	20	24	24	23	20	22	23	23	20	21	21	21	18												
	KW	1.19	1.22	1.26	1.29	1.28	1.31	1.35	1.39	1.36	1.39	1.43	1.48	1.43	1.46	1.51	1.56	1.49	1.52	1.57	1.62	1.54	1.57	1.62	1.68												
	Amps	4.3	4.4	4.6	4.7	4.7	4.8	4.9	5.1	5.1	5.2	5.3	5.5	5.4	5.5	5.7	5.9	5.7	5.9	6.1	6.3	6.1	6.2	6.4	6.7												
	Hi PR	219	236	249	260	246	265	279	291	280	301	318	331	318	343	362	377	358	386	407	425	396	426	450	469												
	Lo PR	110	117	127	136	116	123	135	143	121	128	140	149	127	135	147	157	133	141	154	164	137	146	159	170												
	MBh	18.0	18.4	19.3	20.5	17.6	18.0	18.8	20.1	17.2	17.5	18.4	19.6	16.8	17.1	17.9	19.1	15.9	16.2	17.0	18.2	14.8	15.0	15.8	16.8												
	S/T	0.92	0.89	0.80	0.65	0.95	0.92	0.83	0.67	0.98	0.94	0.85	0.69	1.00	0.97	0.88	0.71	1.00	1.00	0.91	0.74	1.00	1.00	0.92	0.74												
	DT	25	25	24	20	26	25	24	21	26	25	24	21	26	25	24	21	24	25	24	21	23	23	22	19												
	KW	1.19	1.21	1.25	1.28	1.27	1.30	1.34	1.38	1.35	1.38	1.42	1.47	1.42	1.45	1.50	1.54	1.48	1.51	1.56	1.61	1.53	1.56	1.61	1.66												
	Amps	4.3	4.4	4.5	4.7	4.6	4.7	4.9	5.1	5.0	5.1	5.3	5.5	5.3	5.5	5.7	5.9	5.7	5.8	6.0	6.2	6.0	6.2	6.4	6.6												
Hi PR	217	233	247	257	243	262	277	288	277	298	315	328	315	339	358	374	355	382	403	420	392	422	445	465													
Lo PR	109	116	126	134	115	122	133	142	119	127	139	148	125	133	146	155	131	140	153	162	136	145	158	168													
MBh	16.6	17.0	17.8	19.0	16.3	16.6	17.4	18.5	15.9	16.2	16.9	18.1	15.5	15.8	16.5	17.6	14.7	15.0	15.7	16.8	13.6	13.9	14.5	15.5													
S/T	0.89	0.85	0.77	0.63	0.92	0.89	0.80	0.65	0.94	0.91	0.82	0.66	0.97	0.94	0.85	0.69	1.00	0.97	0.88	0.71	1.00	0.98	0.89	0.72													
DT	26	25	24	21	26	26	24	21	26	26	24	21	26	26	24	21	26	26	24	21	24	24	23	20													
KW	1.16	1.18	1.22	1.25	1.24	1.27	1.31	1.35	1.32	1.35	1.39	1.43	1.38	1.41	1.46	1.51	1.44	1.47	1.52	1.57	1.49	1.52	1.57	1.62													
Amps	4.2	4.3	4.4	4.6	4.5	4.6	4.8	4.9	4.9	5.0	5.2	5.3	5.2	5.3	5.5	5.7	5.5	5.7	5.8	6.1	5.9	6.0	6.2	6.4													
Hi PR	210	226	239	249	236	254	268	280	269	289	305	318	306	329	348	362	344	370	391	408	380	409	432	451													
Lo PR	105	112	122	130	111	118	129	138	116	123	134	143	122	129	141	150	127	136	148	158	132	140	153	163													

IDB: Entering Indoor Dry Bulb Temperature Shaded area is ARI conditions
 kW=Total system power
 Amps = outdoor unit amps (comp.+fan)
 Design Subcooling 9 ±3 °F @ the liquid service valve. ARI 95 test conditions

PRODUCT SPECIFICATIONS

EXPANDED COOLING DATA — MODEL: WGHP4424A* / CA*F3636*6A*+TXV / WMAHM800**

IDB*	Airflow	Outdoor Ambient Temperature																							
		65°F				75°F				85°F				95°F											
		59	63	67	71	59	63	67	71	59	63	67	71	59	63	67	71								
956	MBh	23.5	24.4	26.7	-	23.0	23.8	26.1	-	22.4	23.2	25.5	-	21.9	22.7	24.8	-	20.8	21.5	23.6	-	19.3	20.0	21.9	-
	ST	0.75	0.63	0.44	-	0.78	0.65	0.45	-	0.80	0.67	0.46	-	0.83	0.69	0.48	-	0.86	0.72	0.50	-	0.87	0.72	0.50	-
	DT	17	15	11	-	17	15	11	-	17	15	11	-	17	15	11	-	17	15	11	-	16	14	11	-
	kW	1.65	1.68	1.73	-	1.77	1.80	1.86	-	1.87	1.91	1.97	-	1.97	2.01	2.07	-	2.04	2.09	2.15	-	2.11	2.16	2.22	-
	Amps	10.1	10.2	10.4	-	10.5	10.7	10.9	-	11.0	11.2	11.4	-	11.5	11.7	11.9	-	12.0	12.2	12.4	-	12.4	12.6	12.9	-
	Hi PR	222	239	252	-	249	268	283	-	283	305	322	-	323	347	367	-	363	391	412	-	401	432	456	-
	Lo PR	110	117	128	-	116	124	135	-	121	129	140	-	127	135	147	-	133	142	155	-	138	146	160	-
	MBh	22.8	23.7	25.9	-	22.3	23.1	25.3	-	21.8	22.6	24.7	-	21.2	22.0	24.1	-	20.2	20.9	22.9	-	18.7	19.4	21.2	-
	ST	0.72	0.60	0.42	-	0.74	0.62	0.43	-	0.76	0.64	0.44	-	0.79	0.66	0.46	-	0.82	0.68	0.47	-	0.83	0.69	0.48	-
	DT	18	15	12	-	18	16	12	-	18	16	12	-	18	16	12	-	18	15	12	-	17	14	11	-
70	kW	1.64	1.67	1.72	-	1.75	1.79	1.84	-	1.86	1.90	1.95	-	1.95	1.99	2.05	-	2.03	2.07	2.14	-	2.09	2.14	2.21	-
	Amps	10.0	10.1	10.3	-	10.5	10.6	10.8	-	11.0	11.1	11.4	-	11.4	11.6	11.9	-	11.9	12.1	12.3	-	12.3	12.5	12.8	-
	Hi PR	220	236	250	-	247	265	280	-	280	302	319	-	319	344	363	-	359	387	408	-	397	427	451	-
	Lo PR	109	116	127	-	115	122	134	-	120	127	139	-	126	134	146	-	132	140	153	-	136	145	158	-
	MBh	21.1	21.8	23.9	-	20.6	21.3	23.4	-	20.1	20.8	22.8	-	19.6	20.3	22.3	-	18.6	19.3	21.1	-	17.3	17.9	19.6	-
	ST	0.69	0.58	0.40	-	0.72	0.60	0.42	-	0.74	0.62	0.43	-	0.76	0.63	0.44	-	0.79	0.66	0.46	-	0.80	0.66	0.46	-
	DT	18	16	12	-	18	16	12	-	18	16	12	-	18	16	12	-	18	16	12	-	17	15	11	-
	kW	1.60	1.63	1.68	-	1.72	1.75	1.80	-	1.82	1.85	1.91	-	1.90	1.94	2.00	-	1.98	2.02	2.08	-	2.04	2.09	2.15	-
	Amps	9.8	10.0	10.2	-	10.3	10.4	10.6	-	10.8	11.0	11.2	-	11.2	11.4	11.7	-	11.7	11.9	12.1	-	12.1	12.3	12.6	-
	Hi PR	213	229	242	-	239	257	272	-	272	293	309	-	310	333	352	-	349	375	396	-	385	414	438	-
Lo PR	106	112	123	-	112	119	130	-	116	123	135	-	122	130	142	-	128	136	148	-	132	141	153	-	

IDB*	Airflow	Outdoor Ambient Temperature																							
		65°F				75°F				85°F				95°F											
		59	63	67	71	59	63	67	71	59	63	67	71	59	63	67	71								
956	MBh	23.9	24.6	26.7	28.6	23.4	24.1	26.0	27.9	22.8	23.5	25.4	27.3	22.2	22.9	24.8	26.6	21.1	21.8	23.6	25.3	19.6	20.2	21.8	23.4
	ST	0.86	0.77	0.58	0.37	0.89	0.79	0.60	0.39	0.91	0.81	0.62	0.40	0.94	0.84	0.64	0.41	0.98	0.87	0.66	0.42	0.98	0.88	0.67	0.43
	DT	20	18	15	10	20	18	15	10	20	18	15	10	20	19	15	10	20	18	15	10	19	17	14	10
	kW	1.66	1.70	1.75	1.80	1.78	1.82	1.87	1.93	1.89	1.93	1.99	2.05	1.98	2.02	2.09	2.15	2.06	2.10	2.17	2.24	2.13	2.17	2.24	2.32
	Amps	10.1	10.2	10.4	10.7	10.6	10.7	10.9	11.2	11.1	11.3	11.5	11.8	11.6	11.8	12.0	12.3	12.0	12.2	12.5	12.8	12.5	12.7	13.0	13.3
	Hi PR	224	241	255	266	252	271	286	298	286	308	325	339	326	351	370	386	367	395	417	435	405	436	460	480
	Lo PR	111	118	129	138	117	125	136	145	122	130	142	151	128	136	149	159	134	143	156	166	139	148	161	172
	MBh	23.2	23.9	25.9	27.8	22.7	23.4	25.3	27.1	22.1	22.8	24.7	26.5	21.6	22.2	24.1	25.8	20.5	21.1	22.9	24.5	19.0	19.6	21.2	22.7
	ST	0.82	0.73	0.55	0.36	0.85	0.76	0.57	0.37	0.87	0.78	0.59	0.38	0.90	0.80	0.61	0.39	0.93	0.83	0.63	0.41	0.94	0.84	0.63	0.41
	DT	21	19	15	11	21	19	16	11	21	19	16	11	21	19	16	11	21	19	16	11	19	18	15	10
75	kW	1.65	1.68	1.73	1.78	1.77	1.80	1.86	1.92	1.87	1.91	1.97	2.03	1.97	2.01	2.07	2.13	2.04	2.09	2.15	2.22	2.11	2.16	2.22	2.30
	Amps	10.1	10.2	10.4	10.6	10.5	10.7	10.9	11.1	11.0	11.2	11.4	11.7	11.5	11.7	11.9	12.2	12.0	12.2	12.4	12.7	12.4	12.6	12.9	13.2
	Hi PR	222	239	252	263	249	268	283	295	283	305	322	336	323	347	367	382	363	391	412	430	401	432	456	475
	Lo PR	110	117	128	136	116	124	135	144	121	129	140	150	127	135	147	157	133	142	155	165	138	146	160	170
	MBh	21.4	22.1	23.9	25.6	20.9	21.6	23.3	25.0	20.4	21.0	22.8	24.4	19.9	20.5	22.2	23.8	18.9	19.5	21.1	22.7	17.5	18.1	19.6	21.0
	ST	0.79	0.70	0.53	0.34	0.82	0.73	0.55	0.36	0.84	0.75	0.57	0.36	0.86	0.77	0.58	0.38	0.90	0.80	0.61	0.39	0.90	0.81	0.61	0.39
	DT	21	19	16	11	21	19	16	11	21	19	16	11	21	20	16	11	21	19	16	11	20	18	15	10
	kW	1.61	1.64	1.69	1.74	1.73	1.76	1.82	1.87	1.83	1.87	1.92	1.98	1.92	1.96	2.02	2.08	2.00	2.04	2.10	2.17	2.06	2.10	2.17	2.24
	Amps	9.9	10.0	10.2	10.4	10.3	10.5	10.7	10.9	10.9	11.0	11.2	11.5	11.3	11.5	11.7	12.0	11.8	11.9	12.2	12.5	12.2	12.4	12.7	13.0
	Hi PR	215	232	245	255	242	260	275	286	275	296	312	326	313	337	356	371	352	379	400	417	389	419	442	461
Lo PR	107	114	124	132	113	120	131	140	117	125	136	145	123	131	143	152	129	137	150	160	133	142	155	165	

IDB: Entering Indoor Dry Bulb Temperature Shaded area is ACCA (TVA) conditions
 kW=Total system power
 Amps = outdoor unit amps (comp.+fan)
 Design Subcooling 9 ±3 °F @ the liquid service valve, ARI 95 test conditions

EXPANDED COOLING DATA — MODEL: WGHP4424A* / CA*F3636*6A*+TXV / WMAHM800** (CONT.)

IDB*	Airflow	Outdoor Ambient Temperature																							
		65°F				75°F				85°F				95°F				105°F				115°F			
		59	63	67	71	59	63	67	71	59	63	67	71	59	63	67	71	59	63	67	71	59	63	67	71
956	MBh	24.3	24.9	26.6	28.4	23.8	24.3	26.0	27.7	23.2	23.7	25.3	27.1	22.6	23.1	24.7	26.4	21.5	22.0	23.5	25.1	19.9	20.4	21.8	23.3
	ST	0.94	0.88	0.72	0.54	1.00	0.91	0.74	0.56	1.00	0.94	0.76	0.57	1.00	0.97	0.79	0.59	1.00	1.00	0.82	0.61	1.00	1.00	0.82	0.62
	DT	22	21	18	15	23	21	19	15	22	21	19	15	22	21	19	15	21	21	18	15	19	20	17	14
	kW	1.67	1.71	1.76	1.81	1.80	1.83	1.89	1.95	1.90	1.94	2.00	2.06	2.00	2.04	2.10	2.17	2.08	2.12	2.19	2.26	2.15	2.19	2.26	2.33
	Amps	10.2	10.3	10.5	10.7	10.6	10.8	11.0	11.2	11.2	11.3	11.6	11.8	11.6	11.8	12.1	12.4	12.1	12.3	12.6	12.9	12.6	12.8	13.1	13.4
	Hi PR	226	244	257	268	254	273	289	301	289	311	328	343	329	354	374	390	370	399	421	439	409	440	465	485
	Lo PR	112	119	130	139	119	126	138	147	123	131	143	153	130	138	150	160	136	144	158	168	140	149	163	174
	MBh	23.6	24.1	25.8	27.6	23.1	23.6	25.2	26.9	22.5	23.0	24.6	26.3	22.0	22.5	24.0	25.7	20.9	21.3	22.8	24.4	19.3	19.8	21.1	22.6
	ST	0.90	0.84	0.68	0.51	0.93	0.87	0.71	0.53	0.95	0.89	0.73	0.54	0.98	0.92	0.75	0.56	1.00	0.96	0.78	0.58	1.00	0.96	0.79	0.59
	DT	23	22	19	15	23	22	19	15	23	22	19	15	23	22	19	15	23	22	19	15	21	21	18	14
850	kW	1.66	1.70	1.75	1.80	1.78	1.82	1.87	1.93	1.89	1.93	1.99	2.05	1.98	2.02	2.09	2.15	2.06	2.10	2.17	2.24	2.13	2.17	2.24	2.32
	Amps	10.1	10.2	10.4	10.7	10.6	10.7	10.9	11.2	11.1	11.3	11.5	11.8	11.6	11.8	12.0	12.3	12.0	12.2	12.5	12.8	12.5	12.7	13.0	13.3
	Hi PR	224	241	255	266	252	271	286	298	286	308	325	339	326	351	370	386	367	395	417	435	405	436	460	480
	Lo PR	111	118	129	138	117	125	136	145	122	130	142	151	128	136	149	159	134	143	156	166	139	148	161	172
	MBh	21.8	22.3	23.8	25.5	21.3	21.8	23.3	24.9	20.8	21.3	22.7	24.3	20.3	20.7	22.2	23.7	19.3	19.7	21.0	22.5	17.9	18.2	19.5	20.8
	ST	0.86	0.81	0.66	0.49	0.90	0.84	0.68	0.51	0.92	0.86	0.70	0.52	0.95	0.89	0.72	0.54	0.98	0.92	0.75	0.56	0.99	0.93	0.76	0.57
	DT	23	22	19	16	24	23	20	16	24	23	20	16	24	23	20	16	23	22	20	16	22	21	18	15
	kW	1.63	1.66	1.71	1.76	1.74	1.78	1.83	1.89	1.84	1.88	1.94	2.00	1.93	1.97	2.04	2.10	2.01	2.05	2.12	2.19	2.08	2.12	2.19	2.26
	Amps	9.9	10.1	10.3	10.5	10.4	10.5	10.7	11.0	10.9	11.1	11.3	11.6	11.4	11.5	11.8	12.1	11.8	12.0	12.3	12.6	12.3	12.5	12.7	13.1
	Hi PR	217	234	247	258	244	263	277	289	278	299	315	329	316	340	359	375	356	383	404	422	393	423	447	466
Lo PR	108	115	125	133	114	121	132	141	118	126	138	146	124	132	144	154	130	139	151	161	135	143	157	167	

956	MBh	24.8	25.2	26.4	28.2	24.2	24.7	25.8	27.6	23.6	24.1	25.2	26.9	23.0	23.5	24.6	26.2	21.9	22.3	23.4	24.9	20.3	20.7	21.6	23.1
	ST	0.98	0.95	0.86	0.70	1.00	0.98	0.89	0.72	1.00	1.00	0.91	0.74	1.00	1.00	0.94	0.76	1.00	1.00	0.98	0.79	1.00	1.00	0.98	0.80
	DT	23	23	22	19	23	23	22	19	23	23	22	19	22	23	22	19	21	21	22	19	19	20	20	18
	kW	1.69	1.72	1.77	1.83	1.81	1.85	1.90	1.96	1.92	1.96	2.02	2.08	2.01	2.05	2.12	2.19	2.09	2.14	2.21	2.28	2.16	2.21	2.28	2.35
	Amps	10.2	10.3	10.5	10.8	10.7	10.8	11.1	11.3	11.2	11.4	11.6	11.9	11.7	11.9	12.1	12.4	12.2	12.4	12.6	13.0	12.7	12.9	13.1	13.5
	Hi PR	229	246	260	271	257	276	292	304	292	314	332	346	332	358	378	394	374	402	425	443	413	445	470	490
	Lo PR	113	121	132	140	120	127	139	148	125	132	145	154	131	139	152	162	137	146	159	170	142	151	165	175
	MBh	24.0	24.5	25.7	27.4	23.5	23.9	25.1	26.8	22.9	23.4	24.5	26.1	22.4	22.8	23.9	25.5	21.2	21.7	22.7	24.2	19.7	20.1	21.0	22.4
	ST	0.94	0.91	0.82	0.66	0.97	0.94	0.85	0.69	1.00	0.96	0.87	0.71	1.00	0.99	0.90	0.73	1.00	1.00	0.93	0.76	1.00	1.00	0.94	0.76
	DT	24	24	23	20	25	24	23	20	25	24	23	20	24	25	23	20	23	23	23	20	21	22	21	18
850	kW	1.67	1.71	1.76	1.81	1.80	1.83	1.89	1.95	1.90	1.94	2.00	2.06	2.00	2.04	2.10	2.17	2.08	2.12	2.19	2.26	2.15	2.19	2.26	2.33
	Amps	10.2	10.3	10.5	10.7	10.6	10.8	11.0	11.2	11.2	11.3	11.6	11.8	11.6	11.8	12.1	12.4	12.1	12.3	12.6	12.9	12.6	12.8	13.1	13.4
	Hi PR	226	244	257	268	254	273	289	301	289	311	328	343	329	354	374	390	370	399	421	439	409	440	465	485
	Lo PR	112	119	130	139	119	126	138	147	123	131	143	153	130	138	150	160	136	144	158	168	140	149	163	174
	MBh	22.2	22.6	23.7	25.3	21.7	22.1	23.1	24.7	21.2	21.6	22.6	24.1	20.6	21.0	22.0	23.5	19.6	20.0	20.9	22.3	18.2	18.5	19.4	20.7
	ST	0.91	0.87	0.79	0.64	0.94	0.91	0.82	0.66	0.96	0.93	0.84	0.68	0.99	0.96	0.87	0.70	1.00	0.99	0.90	0.73	1.00	1.00	0.91	0.73
	DT	24	24	23	20	25	25	23	20	25	25	23	20	25	25	24	20	24	25	23	20	22	23	22	19
	kW	1.64	1.67	1.72	1.77	1.75	1.79	1.84	1.90	1.86	1.90	1.95	2.02	1.95	1.99	2.05	2.12	2.03	2.07	2.13	2.20	2.09	2.14	2.21	2.28
	Amps	10.0	10.1	10.3	10.5	10.5	10.6	10.8	11.0	11.0	11.1	11.4	11.6	11.4	11.6	11.9	12.1	11.9	12.1	12.3	12.6	12.3	12.5	12.8	13.1
	Hi PR	220	236	250	260	246	265	280	292	280	302	319	332	319	344	363	378	359	387	408	426	397	427	451	470
Lo PR	109	116	127	135	115	122	134	142	120	127	139	148	126	134	146	155	132	140	153	163	136	145	158	168	

IDB: Entering Indoor Dry Bulb Temperature Shaded area is ARI conditions
 kW=Total system power
 Amps = outdoor unit amps (comp. +fan)
 Design Subcooling 9 ±3 °F @ the liquid service valve, ARI 95 test conditions

PRODUCT SPECIFICATIONS

EXPANDED COOLING DATA — MODEL: WGHP4430AA* / CA*F3642*6A*+TXV / WMAHM1600**

IDB*	Airflow	Outdoor Ambient Temperature																							
		65°F				75°F				85°F				95°F				105°F				115°F			
		59	63	67	71	59	63	67	71	59	63	67	71	59	63	67	71	59	63	67	71	59	63	67	71
1181	MBh	28.2	29.3	32.0	-	27.6	28.6	31.3	-	26.9	27.9	30.6	-	26.3	27.2	29.8	-	24.9	25.8	28.3	-	23.1	23.9	26.2	-
	S/T	0.79	0.66	0.46	-	0.82	0.68	0.47	-	0.84	0.70	0.48	-	0.86	0.72	0.50	-	0.90	0.75	0.52	-	0.90	0.75	0.52	-
	DT	17	15	11	-	17	15	11	-	18	15	11	-	18	15	12	-	17	15	11	-	16	14	11	-
	kW	1.99	2.03	2.09	-	2.13	2.18	2.24	-	2.26	2.30	2.37	-	2.37	2.42	2.49	-	2.46	2.51	2.59	-	2.54	2.59	2.67	-
	Amps	2.3	2.5	2.7	-	2.9	3.0	3.3	-	3.5	3.7	4.0	-	4.1	4.3	4.6	-	4.6	4.8	5.1	-	5.1	5.4	5.7	-
	Hi PR	221	237	251	-	247	266	281	-	281	303	320	-	321	345	364	-	361	388	410	-	398	429	453	-
	Lo PR	112	119	130	-	118	126	137	-	123	131	143	-	129	137	150	-	135	144	157	-	140	149	162	-
	MBh	27.4	28.4	31.1	-	26.8	27.7	30.4	-	26.1	27.1	29.7	-	25.5	26.4	28.9	-	24.2	25.1	27.5	-	22.4	23.2	25.5	-
	S/T	0.75	0.63	0.43	-	0.78	0.65	0.45	-	0.80	0.67	0.46	-	0.82	0.69	0.48	-	0.85	0.71	0.49	-	0.86	0.72	0.50	-
	DT	18	16	12	-	18	16	12	-	18	16	12	-	18	16	12	-	18	16	12	-	17	15	11	-
70	kW	1.98	2.02	2.08	-	2.12	2.16	2.22	-	2.24	2.29	2.36	-	2.35	2.40	2.47	-	2.44	2.49	2.57	-	2.52	2.57	2.65	-
	Amps	2.3	2.4	2.6	-	2.8	3.0	3.2	-	3.4	3.6	3.9	-	4.0	4.2	4.5	-	4.5	4.7	5.1	-	5.1	5.3	5.6	-
	Hi PR	218	235	248	-	245	264	278	-	279	300	317	-	317	342	361	-	357	384	406	-	394	425	448	-
	Lo PR	111	118	129	-	117	124	136	-	122	129	141	-	128	136	148	-	134	142	155	-	138	147	161	-
	MBh	25.3	26.2	28.7	-	24.7	25.6	28.1	-	24.1	25.0	27.4	-	23.5	24.4	26.7	-	22.3	23.2	25.4	-	20.7	21.5	23.5	-
	S/T	0.72	0.60	0.42	-	0.75	0.63	0.43	-	0.77	0.64	0.44	-	0.79	0.66	0.46	-	0.82	0.69	0.48	-	0.83	0.69	0.48	-
	DT	18	16	12	-	19	16	12	-	19	16	12	-	19	16	12	-	18	16	12	-	17	15	11	-
	kW	1.94	1.97	2.03	-	2.07	2.11	2.17	-	2.19	2.23	2.30	-	2.30	2.34	2.41	-	2.38	2.43	2.51	-	2.46	2.51	2.59	-
	Amps	2.1	2.2	2.4	-	2.6	2.8	3.0	-	3.2	3.4	3.7	-	3.7	3.9	4.2	-	4.3	4.5	4.8	-	4.8	5.0	5.3	-
	Hi PR	212	228	241	-	238	256	270	-	270	291	307	-	308	331	350	-	346	373	394	-	383	412	435	-
Lo PR	107	114	125	-	114	121	132	-	118	126	137	-	124	132	144	-	130	138	151	-	134	143	156	-	

IDB*	Airflow	Outdoor Ambient Temperature																							
		65°F				75°F				85°F				95°F				105°F				115°F			
		59	63	67	71	59	63	67	71	59	63	67	71	59	63	67	71	59	63	67	71	59	63	67	71
1181	MBh	28.7	29.5	32.0	34.3	28.0	28.9	31.2	33.5	27.4	28.2	30.5	32.7	26.7	27.5	29.8	31.9	25.4	26.1	28.3	30.3	23.5	24.2	26.2	28.1
	S/T	0.89	0.80	0.61	0.39	0.93	0.83	0.63	0.40	0.95	0.85	0.64	0.41	0.98	0.88	0.66	0.43	1.00	0.91	0.69	0.44	1.00	0.92	0.69	0.45
	DT	20	18	15	10	20	19	15	11	20	19	15	11	20	19	15	11	20	19	15	10	18	17	14	10
	kW	2.01	2.05	2.11	2.17	2.15	2.19	2.26	2.33	2.28	2.32	2.39	2.47	2.39	2.44	2.51	2.59	2.48	2.53	2.61	2.69	2.56	2.61	2.70	2.78
	Amps	2.4	2.5	2.8	3.0	2.9	3.1	3.4	3.7	3.6	3.8	4.0	4.4	4.1	4.3	4.6	5.0	4.7	4.9	5.2	5.6	5.2	5.5	5.8	6.2
	Hi PR	223	240	253	264	250	269	284	296	284	306	323	337	324	348	368	384	364	392	414	432	402	433	457	477
	Lo PR	113	120	131	140	119	127	139	148	124	132	144	153	130	139	151	161	137	145	159	169	141	150	164	175
	MBh	27.9	28.7	31.1	33.3	27.2	28.0	30.3	32.6	26.6	27.4	29.6	31.8	25.9	26.7	28.9	31.0	24.6	25.4	27.4	29.5	22.8	23.5	25.4	27.3
	S/T	0.85	0.76	0.58	0.37	0.88	0.79	0.60	0.38	0.91	0.81	0.61	0.39	0.94	0.84	0.63	0.41	0.97	0.87	0.66	0.42	0.98	0.88	0.66	0.43
	DT	21	19	16	11	21	19	16	11	21	19	16	11	21	20	16	11	21	19	16	11	20	18	15	10
75	kW	1.99	2.03	2.09	2.15	2.14	2.18	2.24	2.31	2.26	2.30	2.37	2.45	2.37	2.42	2.49	2.57	2.46	2.51	2.59	2.67	2.54	2.59	2.67	2.76
	Amps	2.3	2.5	2.7	3.0	2.9	3.0	3.3	3.6	3.5	3.7	4.0	4.3	4.1	4.3	4.6	4.9	4.6	4.8	5.1	5.5	5.1	5.4	5.7	6.1
	Hi PR	221	237	251	261	248	266	281	293	281	303	320	334	321	345	364	380	361	388	410	427	399	429	453	472
	Lo PR	112	119	130	138	118	126	137	146	123	131	143	152	129	137	150	160	135	144	157	167	140	149	162	173
	MBh	25.7	26.5	28.7	30.8	25.1	25.9	28.0	30.0	24.5	25.2	27.3	29.3	23.9	24.6	26.7	28.6	22.7	23.4	25.3	27.2	21.1	21.7	23.5	25.2
	S/T	0.82	0.74	0.56	0.36	0.85	0.76	0.58	0.37	0.87	0.78	0.59	0.38	0.90	0.81	0.61	0.39	0.94	0.84	0.63	0.41	0.94	0.84	0.64	0.41
	DT	21	19	16	11	21	20	16	11	21	20	16	11	22	20	16	11	21	20	16	11	20	18	15	10
	kW	1.95	1.99	2.05	2.11	2.09	2.13	2.19	2.26	2.21	2.25	2.32	2.39	2.31	2.36	2.43	2.51	2.40	2.45	2.53	2.61	2.48	2.53	2.61	2.69
	Amps	2.1	2.3	2.5	2.8	2.7	2.8	3.1	3.4	3.3	3.5	3.7	4.0	3.8	4.0	4.3	4.6	4.4	4.6	4.9	5.2	4.9	5.1	5.4	5.8
	Hi PR	214	230	243	254	240	258	273	285	273	294	310	324	311	335	353	369	350	376	398	415	387	416	439	458
Lo PR	109	115	126	134	115	122	133	142	119	127	138	147	125	133	145	155	131	140	152	162	136	144	158	168	

IDB: Entering Indoor Dry Bulb Temperature
 Shaded area is ACCA (TVA) conditions
 kW=Total system power
 Amps = outdoor unit amps (comp.+fan)
 Design Subcooling 9 ±3 °F @ the liquid service valve, ARI 95 test conditions

EXPANDED COOLING DATA — MODEL: WGHP4430AA* / CA*F3642*6A*+TXV / WMAHM1600** (CONT.)

IDB*	Airflow	Outdoor Ambient Temperature																								
		65°F				75°F				85°F				95°F				105°F				115°F				
		59	63	67	71	59	63	67	71	59	63	67	71	59	63	67	71	59	63	67	71	59	63	67	71	
80	1181	MBh	29.2	29.8	31.9	34.1	28.5	29.2	31.1	33.3	27.9	28.5	30.4	32.5	27.2	27.8	29.7	31.7	25.8	26.4	28.2	30.1	23.9	24.4	26.1	27.9
		S/T	1.00	0.92	0.75	0.56	1.00	0.95	0.78	0.58	1.00	1.00	0.80	0.59	1.00	1.00	0.82	0.61	1.00	1.00	0.85	0.64	1.00	1.00	0.86	0.64
		DT	23	21	19	15	22	22	22	19	21	22	22	19	21	22	22	19	20	21	21	19	19	19	17	14
		kW	2.02	2.06	2.12	2.19	2.17	2.21	2.28	2.35	2.29	2.34	2.41	2.49	2.40	2.45	2.53	2.61	2.50	2.55	2.63	2.71	2.58	2.64	2.72	2.80
		Amps	2.4	2.6	2.8	3.1	3.0	3.2	3.4	3.7	3.7	3.9	4.1	4.5	4.4	4.4	4.7	5.1	4.8	5.0	5.3	5.7	5.3	5.6	5.9	6.3
	Hi PR	225	242	256	267	253	272	287	299	287	309	326	340	327	352	372	388	368	396	418	436	407	438	462	482	
	Lo PR	114	121	133	141	121	128	140	149	125	133	146	155	132	140	153	163	138	147	160	171	143	152	166	177	
	MBh	28.4	29.0	31.0	33.1	27.7	28.3	30.2	32.3	27.0	27.6	29.5	31.6	26.4	27.0	28.8	30.8	25.1	25.6	27.4	29.2	23.2	23.7	25.3	27.1	
	S/T	0.94	0.88	0.71	0.53	0.97	0.91	0.74	0.55	0.99	0.93	0.76	0.57	1.00	0.96	0.78	0.59	1.00	1.00	0.81	0.61	1.00	1.00	0.82	0.61	
	DT	23	22	19	15	24	23	20	16	24	23	20	16	23	23	20	16	22	22	22	19	20	21	18	15	
kW	2.01	2.05	2.11	2.17	2.15	2.19	2.26	2.33	2.28	2.32	2.39	2.47	2.39	2.44	2.51	2.59	2.48	2.53	2.61	2.69	2.56	2.61	2.70	2.78		
Amps	2.4	2.5	2.8	3.0	2.9	3.1	3.4	3.7	3.6	3.8	4.0	4.4	4.1	4.3	4.6	5.0	4.7	4.9	5.2	5.6	5.2	5.5	5.8	6.2		
Hi PR	223	240	253	264	250	269	284	296	284	306	323	337	324	348	368	384	364	392	414	432	403	433	457	477		
Lo PR	113	120	131	140	119	127	139	148	124	132	144	154	130	139	151	161	137	145	159	169	141	150	164	175		
85	1181	MBh	26.2	26.7	28.6	30.5	25.6	26.1	27.9	29.8	25.0	25.5	27.2	29.1	24.3	24.9	26.6	28.4	23.1	23.6	25.3	27.0	21.4	21.9	23.4	25.0
		S/T	0.90	0.85	0.69	0.51	0.93	0.88	0.71	0.53	0.96	0.90	0.73	0.55	0.99	0.93	0.75	0.56	1.03	0.96	0.78	0.59	1.04	0.97	0.79	0.59
		DT	24	23	20	16	24	23	20	16	24	23	20	16	24	23	20	16	24	23	20	16	22	21	18	15
		kW	1.97	2.00	2.06	2.12	2.10	2.14	2.21	2.27	2.22	2.27	2.34	2.41	2.33	2.38	2.45	2.53	2.42	2.47	2.55	2.63	2.50	2.55	2.63	2.72
		Amps	2.2	2.4	2.6	2.8	2.7	2.9	3.2	3.4	3.4	3.5	3.8	4.1	3.9	4.1	4.4	4.7	4.4	4.7	5.0	5.3	5.0	5.2	5.5	5.9
	Hi PR	216	233	246	256	243	261	276	287	276	297	313	327	314	338	357	372	353	380	402	419	390	420	444	463	
	Lo PR	110	117	127	136	116	123	135	143	120	128	140	149	126	135	147	156	133	141	154	164	137	146	159	170	
	1050	MBh	29.7	30.3	31.7	33.9	29.0	29.6	31.0	33.1	28.3	28.9	30.3	32.3	27.6	28.2	29.5	31.5	26.3	26.8	28.0	29.9	24.3	24.8	26.0	27.7
		S/T	1.00	0.99	0.90	0.73	1.00	1.00	0.93	0.75	1.00	1.00	0.95	0.77	1.00	1.00	0.98	0.80	1.00	1.00	0.90	0.83	1.00	1.00	0.90	0.83
		DT	23	23	22	19	23	23	22	19	22	22	22	19	22	22	23	20	20	21	22	19	19	19	20	18
kW		2.04	2.08	2.14	2.20	2.18	2.23	2.29	2.36	2.31	2.36	2.43	2.50	2.42	2.47	2.55	2.63	2.52	2.57	2.65	2.74	2.60	2.66	2.74	2.83	
Amps		2.5	2.7	2.9	3.2	3.1	3.3	3.5	3.8	3.7	3.9	4.2	4.5	4.3	4.5	4.8	5.2	4.9	5.1	5.4	5.8	5.4	5.7	6.0	6.4	
919	Hi PR	227	245	258	269	255	274	290	302	290	312	330	344	330	356	375	392	372	400	422	440	411	442	467	487	
	Lo PR	115	123	134	143	122	130	141	151	127	135	147	157	133	141	154	164	139	148	162	172	144	153	167	178	
	MBh	28.9	29.4	30.8	32.9	28.2	28.7	30.1	32.1	27.5	28.0	29.4	31.3	26.8	27.4	28.7	30.6	25.5	26.0	27.2	29.0	23.6	24.1	25.2	26.9	
	S/T	0.98	0.95	0.85	0.69	1.00	0.98	0.88	0.72	1.00	1.00	0.91	0.74	1.00	1.00	0.94	0.76	1.00	1.00	0.97	0.79	1.00	1.00	0.98	0.80	
	DT	25	24	23	20	25	25	23	20	24	25	23	20	24	24	23	20	22	23	23	20	21	21	22	19	
85	kW	2.02	2.06	2.12	2.19	2.17	2.21	2.28	2.35	2.29	2.34	2.41	2.49	2.40	2.45	2.53	2.61	2.50	2.55	2.63	2.71	2.58	2.64	2.72	2.80	
	Amps	2.4	2.6	2.8	3.1	3.0	3.2	3.4	3.7	3.7	3.9	4.1	4.5	4.2	4.4	4.7	5.1	4.8	5.0	5.3	5.7	5.3	5.6	5.9	6.3	
	Hi PR	225	242	256	267	253	272	287	299	287	309	326	340	327	352	372	388	368	396	418	436	407	438	462	482	
	Lo PR	114	121	133	141	121	128	140	149	125	133	146	155	132	140	153	163	138	147	160	171	143	152	166	177	
	MBh	26.6	27.1	28.4	30.3	26.0	26.5	27.8	29.6	25.4	25.9	27.1	28.9	24.8	25.3	26.4	28.2	23.5	24.0	25.1	26.8	21.8	22.2	23.3	24.8	
919	S/T	0.95	0.91	0.82	0.67	0.98	0.95	0.85	0.69	1.00	0.97	0.87	0.71	1.00	1.00	0.90	0.73	1.00	1.00	0.94	0.76	1.00	1.00	0.94	0.77	
	DT	25	25	23	20	25	25	24	21	25	25	24	21	25	25	24	21	24	24	24	21	22	22	22	19	
	kW	1.98	2.02	2.08	2.14	2.12	2.16	2.22	2.29	2.24	2.29	2.35	2.43	2.35	2.40	2.47	2.55	2.44	2.49	2.57	2.65	2.52	2.57	2.65	2.74	
	Amps	2.3	2.4	2.6	2.9	2.8	3.0	3.2	3.5	3.4	3.6	3.9	4.2	4.0	4.2	4.5	4.8	4.5	4.7	5.0	5.4	5.1	5.3	5.6	6.0	
	Hi PR	218	235	248	259	245	264	278	290	279	300	317	330	317	341	361	376	357	384	406	423	394	424	448	467	
Lo PR	111	118	129	137	117	124	136	145	122	129	141	150	128	136	148	158	134	142	155	166	138	147	161	171		

IDB: Entering Indoor Dry Bulb Temperature Shaded area is ARI conditions
 kW=Total system power
 Amps = outdoor unit amps (comp.+fan)
 Design Subcooling 9 ±3 °F @ the liquid service valve, ARI 95 test conditions

PRODUCT SPECIFICATIONS

EXPANDED COOLING DATA — MODEL: WGHP4436AB* / WAHMS3743P4A*

IDB	Airflow	Outdoor Ambient Temperature																							
		65°F				75°F				85°F				95°F				105°F				115°F			
		59	63	67	71	59	63	67	71	59	63	67	71	59	63	67	71	59	63	67	71	59	63	67	71
1090	MBh	30.7	31.9	34.9	-	30.0	31.1	34.1	-	29.3	30.4	33.3	-	28.6	29.6	32.5	-	27.2	28.2	30.8	-	25.2	26.1	28.6	-
	S/T	0.72	0.60	0.42	-	0.75	0.63	0.43	-	0.77	0.64	0.45	-	0.79	0.66	0.46	-	0.82	0.69	0.48	-	0.83	0.69	0.48	-
	ΔT	19	16	12	-	19	16	12	-	19	16	12	-	19	17	13	-	19	16	12	-	18	15	12	-
	kW	2.27	2.32	2.38	-	2.43	2.47	2.54	-	2.56	2.61	2.68	-	2.68	2.73	2.81	-	2.78	2.83	2.91	-	2.86	2.92	3.01	-
	Amps	8.2	8.4	8.6	-	8.8	9.0	9.3	-	9.5	9.7	10.0	-	10.1	10.3	10.7	-	10.7	10.9	11.3	-	11.3	11.6	11.9	-
1250	HI PR	223	240	254	-	251	270	285	-	285	307	324	-	325	349	369	-	365	393	415	-	403	434	458	-
	LO PR	108	115	125	-	114	121	133	-	119	126	138	-	125	133	145	-	131	139	152	-	135	144	157	-
	MBh	33.3	34.5	37.8	-	32.5	33.7	36.9	-	31.7	32.9	36.1	-	31.0	32.1	35.2	-	29.4	30.5	33.4	-	27.3	28.3	31.0	-
	S/T	0.75	0.63	0.43	-	0.78	0.65	0.45	-	0.80	0.67	0.46	-	0.82	0.69	0.48	-	0.86	0.71	0.49	-	0.86	0.72	0.50	-
	ΔT	18	16	12	-	19	16	12	-	19	16	12	-	19	16	12	-	19	16	12	-	17	15	11	-
1400	kW	2.32	2.37	2.43	-	2.48	2.53	2.60	-	2.62	2.67	2.74	-	2.74	2.79	2.87	-	2.84	2.90	2.98	-	2.93	2.99	3.08	-
	Amps	8.4	8.6	8.8	-	9.0	9.2	9.5	-	9.7	10.0	10.3	-	10.4	10.6	10.9	-	11.0	11.2	11.6	-	11.6	11.9	12.2	-
	HI PR	230	248	262	-	258	278	294	-	294	316	334	-	335	360	380	-	376	405	428	-	416	448	473	-
	LO PR	111	118	129	-	118	125	137	-	122	130	142	-	128	137	149	-	135	143	156	-	139	148	162	-
	MBh	34.3	35.5	38.9	-	33.5	34.7	38.0	-	32.7	33.9	37.1	-	31.9	33.1	36.2	-	30.3	31.4	34.4	-	28.1	29.1	31.9	-

1090	MBh	31.3	32.2	34.8	37.4	30.5	31.4	34.0	36.5	29.8	30.7	33.2	35.6	29.1	29.9	32.4	34.8	27.6	28.4	30.8	33.0	25.6	26.3	28.5	30.6
	S/T	0.82	0.74	0.56	0.36	0.85	0.76	0.58	0.37	0.87	0.78	0.59	0.38	0.90	0.81	0.61	0.39	0.94	0.84	0.63	0.41	0.95	0.85	0.64	0.41
	ΔT	22	20	16	11	22	20	17	11	22	20	17	11	22	20	17	12	22	20	16	11	20	19	15	11
	kW	2.29	2.33	2.40	2.46	2.44	2.49	2.56	2.63	2.58	2.63	2.70	2.78	2.70	2.75	2.83	2.91	2.80	2.85	2.94	3.03	2.88	2.94	3.03	3.12
	Amps	8.3	8.4	8.7	9.0	8.9	9.1	9.3	9.7	9.6	9.8	10.1	10.4	10.2	10.4	10.7	11.1	10.8	11.0	11.4	11.8	11.4	11.7	12.0	12.5
1250	HI PR	226	243	256	267	253	272	288	300	288	310	327	341	328	353	373	389	369	397	419	437	408	439	463	483
	LO PR	109	116	127	135	115	123	134	143	120	127	139	148	126	134	146	156	132	140	153	163	136	145	158	169
	MBh	33.9	34.9	37.7	40.5	33.1	34.1	36.9	39.6	32.3	33.2	36.0	38.6	31.5	32.4	35.1	37.7	29.9	30.8	33.3	35.8	27.7	28.5	30.9	33.2
	S/T	0.85	0.76	0.58	0.37	0.88	0.79	0.60	0.39	0.91	0.81	0.61	0.40	0.94	0.84	0.63	0.41	0.97	0.87	0.66	0.42	0.98	0.88	0.66	0.43
	ΔT	21	20	16	11	22	20	16	11	22	20	16	11	22	20	16	11	22	20	16	11	20	18	15	10
1400	kW	2.34	2.38	2.45	2.52	2.50	2.54	2.62	2.69	2.63	2.69	2.76	2.85	2.76	2.81	2.89	2.98	2.86	2.92	3.00	3.10	2.95	3.01	3.10	3.20
	Amps	8.5	8.7	8.9	9.2	9.1	9.3	9.6	9.9	9.8	10.1	10.4	10.7	10.5	10.7	11.0	11.4	11.1	11.3	11.7	12.1	11.7	12.0	12.4	12.8
	HI PR	233	250	264	276	261	281	297	309	297	319	337	352	338	364	384	401	380	409	432	451	420	452	477	498
	LO PR	112	120	131	139	119	126	138	147	124	131	143	153	130	138	151	160	136	145	158	168	141	150	163	174
	MBh	34.9	35.9	38.9	41.7	34.1	35.1	38.0	40.7	33.3	34.2	37.1	39.8	32.4	33.4	36.2	38.8	30.8	31.7	34.4	36.9	28.6	29.4	31.8	34.2

IDB: Entering Indoor Dry Bulb Temperature
 High and low pressures are measured at the liquid and suction service valves.
 Shaded area reflects ACCA (TVA) conditions
 kW = Total system power
 Amps = outdoor unit amps (compressor + fan)

EXPANDED COOLING DATA — MODEL: WGHP4436AB* / WAHMS3743P4A* (CONT.)

IDB	Airflow	Outdoor Ambient Temperature																									
		65°F				75°F				85°F				95°F				105°F				115°F					
		59	63	67	71	59	63	67	71	59	63	67	71	59	63	67	71	59	63	67	71	59	63	67	71		
80	1090	MBh	31.8	32.5	34.7	37.1	31.1	31.7	33.9	36.3	30.3	31.0	33.1	35.4	29.6	30.2	32.3	34.5	28.1	28.7	30.7	32.8	26.0	26.6	28.4	30.4	
		S/T	0.90	0.85	0.69	0.52	0.94	0.88	0.71	0.53	0.96	0.90	0.73	0.55	0.99	0.93	0.76	0.57	1.04	0.96	0.78	0.59	1.04	0.97	0.79	0.59	
		ΔT	24	23	20	16	25	24	20	16	25	24	20	16	25	24	21	16	24	23	20	16	23	22	19	15	
		kW	2.31	2.35	2.41	2.48	2.46	2.51	2.58	2.65	2.65	2.60	2.65	2.72	2.80	2.72	2.77	2.85	2.94	2.82	2.87	2.96	3.05	2.91	2.96	3.05	3.15
		Amps	8.3	8.5	8.8	9.1	9.0	9.1	9.4	9.8	9.7	9.9	10.2	10.5	10.3	10.5	10.8	11.2	10.9	11.1	11.5	11.9	11.5	11.8	12.1	12.6	
	1250	HI PR	228	245	259	270	256	275	291	303	291	313	330	345	331	356	376	393	373	401	423	442	412	443	468	488	
		LO PR	110	117	128	136	116	124	135	144	121	129	141	150	127	135	148	157	133	142	155	165	138	147	160	170	
		MBh	34.5	35.2	37.6	40.2	33.7	34.4	36.8	39.3	32.9	33.6	35.9	38.4	32.1	32.8	35.0	37.4	30.5	31.1	33.3	35.5	28.2	28.8	30.8	32.9	
		S/T	0.94	0.88	0.71	0.53	0.97	0.91	0.74	0.55	1.00	0.93	0.76	0.57	1.00	0.96	0.78	0.59	1.00	1.00	0.81	0.61	1.00	1.00	0.82	0.61	
		ΔT	24	23	20	16	24	23	20	16	24	23	20	16	24	23	20	16	22	22	20	16	21	21	19	15	
1400	kW	2.36	2.40	2.47	2.54	2.51	2.56	2.63	2.71	2.65	2.71	2.78	2.87	2.78	2.83	2.92	3.00	2.88	2.94	3.03	3.12	2.97	3.03	3.12	3.22		
	Amps	8.5	8.7	9.0	9.3	9.2	9.4	9.7	10.0	9.9	10.1	10.5	10.8	10.5	10.8	11.1	11.5	11.2	11.4	11.8	12.2	11.8	12.1	12.5	12.9		
	HI PR	235	253	267	278	264	284	300	312	300	323	341	355	341	367	388	405	384	413	437	455	424	457	482	503		
	LO PR	114	121	132	141	120	128	139	148	125	133	145	154	131	139	152	162	137	146	160	170	142	151	165	176		
	MBh	35.5	36.3	38.8	41.4	34.7	35.4	37.9	40.5	33.8	34.6	37.0	39.5	33.0	33.7	36.1	38.5	31.4	32.1	34.2	36.6	29.1	29.7	31.7	33.9		
1400	S/T	1.00	0.92	0.75	0.56	1.00	0.95	0.78	0.58	1.00	1.00	0.80	0.60	1.00	1.00	0.82	0.61	1.00	1.00	0.85	0.64	1.00	1.00	0.86	0.64		
	ΔT	23	22	19	15	23	22	19	15	22	23	19	15	22	22	19	16	21	21	19	15	19	19	18	14		
	kW	2.37	2.42	2.48	2.55	2.53	2.58	2.65	2.73	2.67	2.73	2.80	2.89	2.80	2.85	2.94	3.03	2.90	2.96	3.05	3.14	3.00	3.06	3.15	3.25		
	Amps	8.6	8.8	9.1	9.4	9.3	9.5	9.8	10.1	10.0	10.2	10.5	10.9	10.6	10.9	11.2	11.6	11.3	11.5	11.9	12.3	11.9	12.2	12.6	13.0		
	HI PR	237	255	270	281	266	286	303	316	303	326	344	359	345	371	392	409	388	417	441	460	429	461	487	508		

1090	MBh	32.4	33.0	34.6	36.9	31.6	32.2	33.8	36.0	30.9	31.5	32.9	35.1	30.1	30.7	32.1	34.3	28.6	29.2	30.5	32.6	26.5	27.0	28.3	30.2
	S/T	0.95	0.91	0.82	0.67	0.98	0.95	0.85	0.69	1.00	0.97	0.88	0.71	1.00	1.00	0.90	0.73	1.00	1.00	0.94	0.76	1.00	1.00	0.95	0.77
	ΔT	26	25	24	21	26	26	24	21	26	26	24	21	25	26	25	21	24	25	24	21	22	23	23	20
	kW	2.32	2.37	2.43	2.50	2.48	2.52	2.60	2.67	2.61	2.67	2.74	2.82	2.74	2.79	2.87	2.96	2.84	2.90	2.98	3.07	2.93	2.99	3.08	3.17
	Amps	8.4	8.6	8.8	9.1	9.0	9.2	9.5	9.8	9.7	10.0	10.3	10.6	10.4	10.6	10.9	11.3	11.0	11.2	11.6	12.0	11.6	11.9	12.2	12.7
1250	HI PR	230	248	262	273	258	278	293	306	294	316	334	348	335	360	380	396	376	405	428	446	416	447	472	493
	LO PR	111	118	129	138	118	125	137	145	122	130	142	151	128	137	149	159	135	143	156	166	139	148	162	172
	MBh	35.1	35.7	37.4	39.9	34.3	34.9	36.6	39.0	33.4	34.1	35.7	38.1	32.6	33.3	34.8	37.2	31.0	31.6	33.1	35.3	28.7	29.3	30.6	32.7
	S/T	0.98	0.95	0.85	0.69	1.00	0.98	0.89	0.72	1.00	1.00	0.91	0.74	1.00	1.00	0.94	0.76	1.00	1.00	0.97	0.79	1.00	1.00	0.98	0.80
	ΔT	25	25	24	20	25	25	24	21	25	25	24	21	24	24	24	21	23	23	24	20	21	22	22	19
1400	kW	2.37	2.42	2.48	2.55	2.53	2.58	2.65	2.73	2.67	2.73	2.80	2.89	2.80	2.85	2.94	3.03	2.90	2.96	3.05	3.14	3.00	3.06	3.15	3.25
	Amps	8.6	8.8	9.1	9.4	9.3	9.5	9.8	10.1	10.0	10.2	10.5	10.9	10.6	10.9	11.2	11.6	11.3	11.5	11.9	12.3	11.9	12.2	12.6	13.0
	HI PR	237	255	270	281	266	286	303	316	303	326	344	359	345	371	392	409	388	417	441	460	429	461	487	508
	LO PR	115	122	133	142	121	129	141	150	126	134	146	156	132	141	154	164	139	148	161	172	143	153	167	177
	MBh	36.1	36.8	38.6	41.1	35.3	36.0	37.7	40.2	34.4	35.1	36.8	39.2	33.6	34.2	35.9	38.3	31.9	32.5	34.1	36.4	29.6	30.1	31.6	33.7
1400	S/T	1.00	0.99	0.90	0.73	1.00	1.00	0.93	0.75	1.00	1.00	0.95	0.77	1.00	1.00	0.98	0.80	1.00	1.00	1.00	0.83	1.00	1.00	1.00	0.83
	ΔT	24	24	23	20	23	24	23	20	23	23	23	20	22	22	23	20	21	21	22	20	19	20	21	18
	kW	2.39	2.43	2.50	2.57	2.55	2.60	2.67	2.75	2.69	2.75	2.83	2.91	2.82	2.87	2.96	3.05	2.93	2.98	3.07	3.17	3.02	3.08	3.17	3.27
	Amps	8.7	8.9	9.1	9.5	9.3	9.5	9.8	10.2	10.1	10.3	10.6	11.0	10.7	11.0	11.3	11.7	11.4	11.6	12.0	12.4	12.0	12.3	12.7	13.1
	HI PR	240	258	272	284	269	289	306	319	306	329	348	362	348	375	396	413	392	422	445	464	433	466	492	513
LO PR	116	123	135	143	122	130	142	151	127	135	148	157	134	142	155	165	140	149	163	173	145	154	168	179	

IDB: Entering Indoor Dry Bulb Temperature
 High and low pressures are measured at the liquid and suction service valves.
 Shaded area reflects AHRI (TVA) conditions
 kW = Total system power
 Amps = outdoor unit amps (compressor + fan)

PRODUCT SPECIFICATIONS

EXPANDED COOLING DATA — MODEL: WGHP4442AA* / CA*F4860*6A*+TXV / WMAHM2000**

IDB	Airflow	Outdoor Ambient Temperature																								
		65°F				75°F				85°F				95°F				105°F				115°F				
		59	63	67	71	59	63	67	71	59	63	67	71	59	63	67	71	59	63	67	71	59	63	67	71	
70	1575	MBh	39.2	40.6	44.5	-	38.3	39.7	43.5	-	37.4	38.7	42.4	-	36.5	37.8	41.4	-	34.6	35.9	39.3	-	32.1	33.3	36.4	-
		S/T	0.77	0.65	0.45	-	0.80	0.67	0.46	-	0.82	0.69	0.48	-	0.85	0.71	0.49	-	0.88	0.74	0.51	-	0.89	0.74	0.51	-
		DT	18	15	12	-	18	16	12	-	18	16	12	-	18	16	12	-	18	15	12	-	17	14	11	-
		KW	2.65	2.71	2.78	-	2.84	2.90	2.98	-	3.01	3.07	3.16	-	3.15	3.22	3.31	-	3.28	3.34	3.45	-	3.38	3.45	3.56	-
		Amps	9.7	9.9	10.2	-	10.4	10.7	11.0	-	11.3	11.6	12.0	-	12.1	12.4	12.8	-	12.8	13.1	13.6	-	13.6	13.9	14.4	-
		Hi PR	218	234	247	-	244	263	277	-	278	299	315	-	316	340	359	-	356	383	404	-	393	423	447	-
	1400	Lo PR	107	114	125	-	113	121	132	-	118	125	137	-	124	132	144	-	130	138	151	-	134	143	156	-
		MBh	38.1	39.4	43.2	-	37.2	38.5	42.2	-	36.3	37.6	41.2	-	35.4	36.7	40.2	-	33.6	34.9	38.2	-	31.2	32.3	35.4	-
		S/T	0.74	0.62	0.43	-	0.77	0.64	0.44	-	0.79	0.66	0.45	-	0.81	0.68	0.47	-	0.84	0.70	0.49	-	0.85	0.71	0.49	-
		DT	18	16	12	-	19	16	12	-	19	16	12	-	19	16	12	-	19	16	12	-	17	15	11	-
		KW	2.63	2.69	2.76	-	2.82	2.88	2.96	-	2.98	3.04	3.14	-	3.13	3.19	3.29	-	3.25	3.32	3.42	-	3.36	3.43	3.53	-
		Amps	9.6	9.8	10.1	-	10.4	10.6	10.9	-	11.2	11.5	11.8	-	12.0	12.2	12.6	-	12.7	13.0	13.4	-	13.4	13.8	14.2	-
75	1575	Hi PR	215	232	245	-	242	260	275	-	275	296	312	-	313	337	356	-	352	379	400	-	389	419	442	-
		Lo PR	106	113	123	-	112	120	130	-	117	124	136	-	123	130	142	-	129	137	149	-	133	141	154	-
		MBh	35.1	36.4	39.9	-	34.3	35.6	39.0	-	33.5	34.7	38.0	-	32.7	33.9	37.1	-	31.0	32.2	35.2	-	28.8	29.8	32.7	-
		S/T	0.71	0.59	0.41	-	0.74	0.62	0.43	-	0.76	0.63	0.44	-	0.78	0.65	0.45	-	0.81	0.68	0.47	-	0.82	0.68	0.47	-
		DT	19	16	12	-	19	16	12	-	19	16	13	-	19	17	13	-	19	16	12	-	18	15	12	-
		KW	2.58	2.63	2.70	-	2.76	2.81	2.89	-	2.92	2.97	3.06	-	3.06	3.12	3.21	-	3.17	3.24	3.34	-	3.28	3.35	3.45	-
	1400	Amps	9.4	9.6	9.9	-	10.1	10.3	10.6	-	10.9	11.2	11.5	-	11.6	11.9	12.3	-	12.4	12.7	13.1	-	13.1	13.4	13.8	-
		Hi PR	209	225	237	-	234	252	266	-	267	287	303	-	304	327	345	-	342	368	388	-	377	406	429	-
		Lo PR	103	110	120	-	109	116	127	-	113	120	132	-	119	127	138	-	125	133	145	-	129	137	150	-
		MBh	39.9	41.0	44.4	47.7	38.9	40.1	43.4	46.6	38.0	39.1	42.4	45.5	37.1	38.2	41.3	44.4	35.2	36.3	39.3	42.1	32.6	33.6	36.4	39.0
		S/T	0.88	0.79	0.60	0.38	0.91	0.82	0.62	0.40	0.94	0.84	0.63	0.41	0.97	0.86	0.65	0.42	1.00	0.90	0.68	0.44	1.00	0.90	0.68	0.44
		DT	20	19	15	11	21	19	16	11	21	19	16	11	21	19	16	11	21	19	16	11	19	18	15	10
75	1575	KW	2.67	2.73	2.80	2.89	2.86	2.92	3.01	3.10	3.03	3.09	3.18	3.28	3.18	3.24	3.34	3.45	3.30	3.37	3.47	3.58	3.41	3.48	3.59	3.70
		Amps	9.8	10.0	10.3	10.7	10.5	10.8	11.1	11.5	11.4	11.7	12.1	12.5	12.2	12.5	12.9	13.3	12.9	13.3	13.7	14.2	13.7	14.0	14.5	15.0
		Hi PR	220	236	250	260	247	265	280	292	280	302	319	332	319	344	363	379	359	387	408	426	397	427	451	471
		Lo PR	108	115	126	134	115	122	133	142	119	127	138	147	125	133	145	155	131	140	152	162	136	144	158	168
		MBh	38.7	39.8	43.1	46.3	37.8	38.9	42.1	45.2	36.9	38.0	41.1	44.1	36.0	37.1	40.1	43.1	34.2	35.2	38.1	40.9	31.7	32.6	35.3	37.9
		S/T	0.84	0.75	0.57	0.37	0.87	0.78	0.59	0.38	0.89	0.80	0.60	0.39	0.92	0.82	0.62	0.40	0.96	0.86	0.65	0.42	0.96	0.86	0.65	0.42
1400	DT	21	20	16	11	22	20	16	11	22	20	16	11	22	20	16	11	21	20	16	11	20	18	15	10	
	KW	2.65	2.71	2.78	2.87	2.84	2.90	2.98	3.07	3.01	3.07	3.16	3.26	3.15	3.22	3.32	3.42	3.28	3.34	3.45	3.56	3.38	3.45	3.56	3.68	
	Amps	9.7	9.9	10.2	10.6	10.4	10.7	11.0	11.4	11.3	11.6	12.0	12.4	12.1	12.4	12.8	13.2	12.8	13.1	13.6	14.1	13.6	13.9	14.4	14.9	
	Hi PR	218	234	247	258	244	263	277	289	278	299	316	329	316	340	359	375	356	383	404	422	393	423	447	466	
	Lo PR	107	114	125	133	113	121	132	140	118	125	137	146	124	132	144	153	130	138	151	161	134	143	156	166	
	MBh	35.7	36.8	39.8	42.7	34.9	35.9	38.9	41.7	34.1	35.1	38.0	40.7	33.2	34.2	37.0	39.7	31.6	32.5	35.2	37.8	29.2	30.1	32.6	35.0	
1225	S/T	0.81	0.72	0.55	0.35	0.84	0.75	0.57	0.37	0.86	0.77	0.58	0.37	0.89	0.79	0.60	0.39	0.92	0.82	0.62	0.40	0.93	0.83	0.63	0.40	
	DT	22	20	16	11	22	20	16	11	22	20	17	11	22	20	17	11	22	20	16	11	20	19	15	11	
	KW	2.60	2.65	2.72	2.80	2.78	2.83	2.92	3.00	2.94	3.00	3.09	3.18	3.08	3.14	3.24	3.34	3.20	3.27	3.37	3.47	3.30	3.37	3.48	3.59	
	Amps	9.4	9.7	10.0	10.3	10.2	10.4	10.7	11.1	11.0	11.3	11.6	12.1	11.7	12.0	12.4	12.9	12.5	12.8	13.2	13.7	13.2	13.5	14.0	14.5	
	Hi PR	211	227	240	250	237	255	269	281	269	290	306	319	307	330	349	364	345	371	392	409	381	410	433	452	
	Lo PR	104	111	121	129	110	117	128	136	114	122	133	142	120	128	140	149	126	134	146	156	130	139	151	161	

IDB: Entering Indoor Dry Bulb Temperature Shaded area is ACCA (TVA) conditions
 kW=Total system power
 Amps = outdoor unit amps (comp.+fan)
 Design Subcooling 9 ±3 °F @ the liquid service valve, ARI 95 test conditions

EXPANDED COOLING DATA — MODEL: WGHP4442AA* / CA*F4860*6A*+TXV / WMAHM2000** (CONT.)

IDB*	Airflow	Outdoor Ambient Temperature																							
		65°F				75°F				85°F				95°F				105°F				115°F			
		59	63	67	71	59	63	67	71	59	63	67	71	59	63	67	71	59	63	67	71	59	63	67	71
80	MBh	40.6	41.5	44.3	47.3	39.6	40.5	43.3	46.2	38.7	39.5	42.2	45.1	37.7	38.6	41.2	44.0	35.9	36.6	39.1	41.8	33.2	33.9	36.3	38.8
	S/T	0.97	0.91	0.74	0.55	1.00	0.94	0.76	0.57	1.00	0.96	0.78	0.59	1.00	1.00	0.81	0.60	1.00	1.00	0.84	0.63	1.00	1.00	0.85	0.63
	DT	23	22	19	15	23	22	19	15	23	22	19	15	22	23	19	16	21	21	19	15	19	20	18	14
	kW	2.69	2.75	2.83	2.91	2.88	2.94	3.03	3.12	3.05	3.11	3.21	3.31	3.20	3.27	3.37	3.47	3.33	3.40	3.50	3.61	3.44	3.51	3.62	3.73
	Amps	9.9	10.1	10.4	10.8	10.6	10.9	11.2	11.6	11.5	11.8	12.2	12.6	12.3	12.6	13.0	13.5	13.1	13.4	13.8	14.3	13.8	14.2	14.6	15.2
	Hi PR	222	239	252	263	249	268	283	295	283	305	322	336	323	347	367	382	363	391	412	430	401	432	456	475
	Lo PR	110	117	127	136	116	123	134	143	120	128	140	149	126	134	147	156	132	141	154	164	137	146	159	169
	MBh	39.4	40.2	43.0	46.0	38.5	39.3	42.0	44.9	37.6	38.4	41.0	43.8	36.6	37.4	40.0	42.8	34.8	35.6	38.0	40.6	32.2	32.9	35.2	37.6
	S/T	0.92	0.86	0.70	0.53	0.95	0.90	0.73	0.54	0.98	0.92	0.75	0.56	1.00	0.95	0.77	0.58	1.00	0.98	0.80	0.60	1.00	0.99	0.81	0.60
	DT	24	23	20	16	24	23	20	16	24	23	20	16	24	23	20	16	23	23	20	16	21	21	19	15
kW	2.67	2.73	2.80	2.89	2.86	2.92	3.01	3.10	3.03	3.09	3.18	3.28	3.18	3.24	3.34	3.45	3.30	3.37	3.48	3.59	3.41	3.48	3.59	3.71	
Amps	9.8	10.0	10.3	10.7	10.5	10.8	11.1	11.5	11.4	11.7	12.1	12.5	12.2	12.5	12.9	13.3	12.9	13.3	13.7	14.2	13.7	14.0	14.5	15.0	
Hi PR	220	237	250	260	247	265	280	292	280	302	319	332	319	344	363	379	359	387	408	426	397	427	451	471	
Lo PR	109	115	126	134	115	122	133	142	119	127	138	147	125	133	145	155	131	140	152	162	136	144	158	168	
MBh	36.4	37.1	39.7	42.4	35.5	36.3	38.8	41.4	34.7	35.4	37.8	40.5	33.8	34.6	36.9	39.5	32.1	32.8	35.1	37.5	29.8	30.4	32.5	34.7	
S/T	0.89	0.83	0.68	0.51	0.92	0.86	0.70	0.53	0.94	0.89	0.72	0.54	0.97	0.91	0.74	0.56	1.01	0.95	0.77	0.58	1.02	0.96	0.78	0.58	
DT	24	23	20	16	25	24	20	16	25	24	20	16	25	24	21	16	24	23	20	16	23	22	19	15	
kW	2.61	2.67	2.74	2.82	2.80	2.85	2.94	3.03	2.96	3.02	3.11	3.21	3.10	3.17	3.26	3.36	3.22	3.29	3.39	3.50	3.33	3.40	3.50	3.62	
Amps	9.5	9.7	10.0	10.4	10.3	10.5	10.8	11.2	11.1	11.4	11.7	12.2	11.9	12.1	12.5	13.0	12.6	12.9	13.3	13.8	13.3	13.6	14.1	14.6	
Hi PR	213	229	242	253	239	257	272	284	272	293	309	322	310	333	352	367	349	375	396	413	385	414	438	456	
Lo PR	105	112	122	130	111	118	129	138	116	123	134	143	121	129	141	150	127	135	148	157	132	140	153	163	
85	MBh	41.3	42.1	44.1	47.0	40.3	41.1	43.0	45.9	39.4	40.1	42.0	44.8	38.4	39.1	41.0	43.7	36.5	37.2	38.9	41.5	33.8	34.4	36.1	38.5
	S/T	1.00	0.98	0.88	0.72	1.00	1.00	0.91	0.74	1.00	1.00	0.94	0.76	1.00	1.00	0.97	0.78	1.00	1.00	0.90	0.81	1.00	1.00	0.90	0.82
	DT	24	24	23	20	24	24	23	20	23	23	23	20	22	23	23	20	21	22	23	20	20	20	21	18
	kW	2.71	2.77	2.85	2.93	2.91	2.96	3.05	3.15	3.08	3.14	3.23	3.33	3.23	3.29	3.39	3.50	3.35	3.42	3.53	3.64	3.46	3.54	3.65	3.76
	Amps	9.9	10.2	10.5	10.9	10.7	11.0	11.3	11.7	11.6	11.9	12.3	12.7	12.4	12.7	13.1	13.6	13.2	13.5	13.9	14.5	13.9	14.3	14.8	15.3
	Hi PR	224	241	255	266	252	271	286	298	286	308	325	339	326	351	370	386	367	395	417	434	405	436	460	480
	Lo PR	111	118	129	137	117	124	136	145	122	129	141	150	128	136	148	158	134	142	155	165	138	147	161	171
	MBh	40.1	40.9	42.8	45.6	39.1	39.9	41.8	44.6	38.2	39.0	40.8	43.5	37.3	38.0	39.8	42.5	35.4	36.1	37.8	40.3	32.8	33.4	35.0	37.4
	S/T	0.97	0.93	0.84	0.68	1.00	0.97	0.87	0.71	1.00	0.99	0.89	0.72	1.00	1.00	0.92	0.75	1.00	1.00	0.96	0.78	1.00	1.00	0.97	0.78
	DT	25	25	24	20	26	25	24	21	25	25	24	21	24	25	24	21	23	24	24	21	22	22	22	19
kW	2.69	2.75	2.83	2.91	2.88	2.94	3.03	3.12	3.05	3.11	3.21	3.31	3.20	3.27	3.37	3.47	3.33	3.40	3.50	3.61	3.44	3.51	3.62	3.73	
Amps	9.9	10.1	10.4	10.8	10.6	10.9	11.2	11.6	11.5	11.8	12.2	12.6	12.3	12.6	13.0	13.5	13.1	13.4	13.8	14.3	13.8	14.2	14.6	15.2	
Hi PR	222	239	252	263	249	268	283	295	283	305	322	336	323	347	367	382	363	391	412	430	401	432	456	475	
Lo PR	110	117	127	136	116	123	134	143	120	128	140	149	126	134	147	156	132	141	154	164	137	146	159	169	
MBh	37.0	37.7	39.5	42.1	36.1	36.8	38.6	41.2	35.3	36.0	37.7	40.2	34.4	35.1	36.7	39.2	32.7	33.3	34.9	37.2	30.3	30.9	32.3	34.5	
S/T	0.93	0.90	0.81	0.66	0.96	0.93	0.84	0.68	0.99	0.95	0.86	0.70	1.00	0.99	0.89	0.72	1.00	1.00	0.92	0.75	1.00	1.00	0.93	0.76	
DT	26	25	24	21	26	26	24	21	26	26	24	21	26	26	25	21	25	25	24	21	23	23	23	20	
kW	2.63	2.68	2.76	2.84	2.82	2.87	2.96	3.05	2.98	3.04	3.13	3.23	3.13	3.19	3.29	3.39	3.25	3.32	3.42	3.53	3.36	3.43	3.53	3.64	
Amps	9.6	9.8	10.1	10.5	10.3	10.6	10.9	11.3	11.2	11.5	11.8	12.3	12.0	12.2	12.6	13.1	12.7	13.0	13.4	13.9	13.4	13.8	14.2	14.7	
Hi PR	215	232	245	255	242	260	275	286	275	296	312	326	313	337	356	371	352	379	400	417	389	419	442	461	
Lo PR	106	113	123	131	112	119	130	139	117	124	136	144	123	130	142	152	128	137	149	159	133	141	154	164	

IDB: Entering Indoor Dry Bulb Temperature Shaded area is ARI conditions
 kW=Total system power
 Amps = outdoor unit amps (comp.+fan)
 Design Subcooling 9 ±3 °F @ the liquid service valve, ARI 95 test conditions

PRODUCT SPECIFICATIONS

EXPANDED COOLING DATA — MODEL: WGHP4448AA* / CA*F4860*6A*+TXV / WMAHM2000**

IDB*	Airflow	Outdoor Ambient Temperature																							
		65°F				75°F				85°F				95°F				105°F				115°F			
		59	63	67	71	59	63	67	71	59	63	67	71	59	63	67	71	59	63	67	71	59	63	67	71
1744	MBh	45.1	46.7	51.2	-	44.0	45.6	50.0	-	43.0	44.5	48.8	-	41.9	43.5	47.6	-	39.8	41.3	45.2	-	36.9	38.2	41.9	-
	S/T	0.76	0.64	0.44	-	0.79	0.66	0.46	-	0.81	0.68	0.47	-	0.84	0.70	0.48	-	0.87	0.73	0.50	-	0.88	0.73	0.51	-
	DT	18	16	12	-	18	16	12	-	18	16	12	-	18	16	12	-	18	16	12	-	17	15	11	-
	kW	2.98	3.04	3.13	-	3.19	3.26	3.36	-	3.38	3.45	3.56	-	3.55	3.62	3.73	-	3.69	3.77	3.88	-	3.81	3.89	4.01	-
	Amps	5.9	6.2	6.5	-	6.8	7.0	7.4	-	7.7	8.0	8.5	-	8.6	8.9	9.4	-	9.5	9.8	10.3	-	10.3	10.7	11.2	-
	Hi PR	217	233	247	-	243	262	277	-	277	298	315	-	315	339	358	-	355	382	403	-	392	422	445	-
	Lo PR	106	113	123	-	112	119	130	-	116	124	135	-	122	130	142	-	128	136	149	-	132	141	154	-
	MBh	43.8	45.4	49.7	-	42.7	44.3	48.5	-	41.7	43.2	47.4	-	40.7	42.2	46.2	-	38.7	40.1	43.9	-	35.8	37.1	40.7	-
	S/T	0.73	0.61	0.42	-	0.75	0.63	0.44	-	0.77	0.65	0.45	-	0.80	0.67	0.46	-	0.83	0.69	0.48	-	0.84	0.70	0.48	-
	DT	19	16	12	-	19	17	13	-	19	17	13	-	19	17	13	-	19	16	12	-	18	15	12	-
70	kW	2.96	3.02	3.10	-	3.17	3.23	3.33	-	3.36	3.42	3.53	-	3.52	3.59	3.70	-	3.66	3.74	3.85	-	3.78	3.86	3.98	-
	Amps	5.8	6.1	6.4	-	6.7	6.9	7.3	-	7.6	7.9	8.4	-	8.5	8.8	9.3	-	9.3	9.7	10.2	-	10.2	10.5	11.0	-
	Hi PR	215	231	244	-	241	259	274	-	274	295	311	-	312	336	355	-	351	378	399	-	388	418	441	-
	Lo PR	105	112	122	-	111	118	129	-	115	122	134	-	121	129	140	-	127	135	147	-	131	139	152	-
	MBh	40.4	41.9	45.9	-	39.5	40.9	44.8	-	38.5	39.9	43.7	-	37.6	38.9	42.7	-	35.7	37.0	40.5	-	33.1	34.3	37.5	-
	S/T	0.70	0.59	0.41	-	0.73	0.61	0.42	-	0.75	0.62	0.43	-	0.77	0.64	0.45	-	0.80	0.67	0.46	-	0.81	0.67	0.47	-
	DT	19	17	13	-	19	17	13	-	19	17	13	-	20	17	13	-	19	17	13	-	18	16	12	-
	kW	2.89	2.95	3.04	-	3.10	3.16	3.25	-	3.28	3.34	3.45	-	3.44	3.51	3.62	-	3.57	3.65	3.76	-	3.69	3.77	3.89	-
	Amps	5.5	5.8	6.1	-	6.3	6.6	7.0	-	7.3	7.6	8.0	-	8.1	8.4	8.9	-	8.9	9.3	9.7	-	9.7	10.1	10.6	-
	Hi PR	208	224	237	-	234	252	266	-	266	286	302	-	303	326	344	-	341	367	387	-	376	405	428	-
Lo PR	102	108	118	-	107	114	125	-	112	119	130	-	117	125	136	-	123	131	143	-	127	135	148	-	

IDB*	Airflow	Outdoor Ambient Temperature																							
		65°F				75°F				85°F				95°F				105°F				115°F			
		59	63	67	71	59	63	67	71	59	63	67	71	59	63	67	71	59	63	67	71	59	63	67	71
1744	MBh	45.8	47.2	51.1	54.8	44.8	46.1	49.9	53.6	43.7	45.0	48.7	52.3	42.6	43.9	47.5	51.0	40.5	41.7	45.1	48.5	37.5	38.6	41.8	44.9
	S/T	0.87	0.78	0.59	0.38	0.90	0.80	0.61	0.39	0.92	0.82	0.62	0.40	0.95	0.85	0.64	0.41	0.99	0.88	0.67	0.43	1.00	0.89	0.67	0.43
	DT	21	19	16	11	21	20	16	11	21	20	16	11	21	20	16	11	21	19	16	11	20	18	15	10
	kW	3.00	3.06	3.15	3.25	3.22	3.28	3.38	3.49	3.41	3.48	3.58	3.70	3.58	3.65	3.76	3.88	3.72	3.80	3.92	4.04	3.84	3.92	4.05	4.18
	Amps	6.0	6.3	6.6	7.0	6.9	7.1	7.5	8.0	7.9	8.2	8.6	9.1	8.7	9.1	9.5	10.0	9.6	9.9	10.4	11.0	10.4	10.8	11.3	11.9
	Hi PR	219	236	249	260	246	265	279	291	280	301	318	331	319	343	362	378	358	386	407	425	396	426	450	469
	Lo PR	107	114	124	132	113	120	131	140	117	125	136	145	123	131	143	153	129	138	150	160	134	142	155	165
	MBh	44.5	45.8	49.6	53.2	43.5	44.8	48.4	52.0	42.4	43.7	47.3	50.8	41.4	42.6	46.1	49.5	39.3	40.5	43.8	47.0	36.4	37.5	40.6	43.6
	S/T	0.83	0.74	0.56	0.36	0.86	0.77	0.58	0.37	0.88	0.79	0.59	0.38	0.91	0.81	0.61	0.40	0.94	0.84	0.64	0.41	0.95	0.85	0.64	0.41
	DT	22	20	16	11	22	20	17	12	22	20	17	12	22	21	17	12	22	20	17	11	21	19	15	11
75	kW	2.98	3.04	3.13	3.22	3.19	3.26	3.36	3.46	3.38	3.45	3.56	3.67	3.55	3.62	3.73	3.85	3.69	3.77	3.88	4.01	3.81	3.89	4.01	4.14
	Amps	5.9	6.2	6.5	6.9	6.8	7.0	7.4	7.9	7.7	8.1	8.5	9.0	8.6	8.9	9.4	9.9	9.5	9.8	10.3	10.9	10.3	10.7	11.2	11.8
	Hi PR	217	233	247	257	243	262	277	289	277	298	315	328	315	339	358	374	355	382	403	421	392	422	445	465
	Lo PR	106	113	123	131	112	119	130	138	116	124	135	144	122	130	142	151	128	136	149	158	132	141	154	164
	MBh	41.1	42.3	45.8	49.1	40.1	41.3	44.7	48.0	39.2	40.3	43.7	46.8	38.2	39.3	42.6	45.7	36.3	37.4	40.5	43.4	33.6	34.6	37.5	40.2
	S/T	0.80	0.71	0.54	0.35	0.83	0.74	0.56	0.36	0.85	0.76	0.57	0.37	0.87	0.78	0.59	0.38	0.91	0.81	0.61	0.40	0.92	0.82	0.62	0.40
	DT	22	20	17	12	22	21	17	12	22	21	17	12	23	21	17	12	22	21	17	12	21	19	16	11
	kW	2.91	2.97	3.06	3.15	3.12	3.18	3.28	3.38	3.30	3.37	3.47	3.58	3.46	3.54	3.65	3.76	3.60	3.68	3.79	3.91	3.72	3.80	3.92	4.04
	Amps	5.6	5.9	6.2	6.6	6.4	6.7	7.1	7.5	7.4	7.7	8.1	8.6	8.2	8.6	9.0	9.5	9.1	9.4	9.9	10.4	9.9	10.2	10.7	11.3
	Hi PR	210	226	239	249	236	254	268	280	269	289	305	318	306	329	348	363	344	370	391	408	380	409	432	451
Lo PR	103	109	119	127	109	115	126	134	113	120	131	140	118	126	138	147	124	132	144	154	128	137	149	159	

IDB: Entering Indoor Dry Bulb Temperature
 Shaded area is ACCA (TVA) conditions
 kW=Total system power
 Amps = outdoor unit amps (comp.+fan)
 Design Subcooling 9 ±3 °F @ the liquid service valve, ARI 95 test conditions

EXPANDED COOLING DATA — MODEL: WGHP4448AA* / CA*F4860*6A*+TXV / WMAHM2000** (CONT.)

IDB*	Airflow	Outdoor Ambient Temperature																							
		65°F				75°F				85°F				95°F				105°F				115°F			
		59	63	67	71	59	63	67	71	59	63	67	71	59	63	67	71	59	63	67	71	59	63	67	71
80	MBh	46.7	47.7	50.9	54.4	45.6	46.6	49.7	53.2	44.5	45.5	48.6	51.9	43.4	44.3	47.4	50.6	41.2	42.1	45.0	48.1	38.2	39.0	41.7	44.6
	S/T	0.95	0.89	0.73	0.54	1.00	0.92	0.75	0.56	1.00	0.95	0.77	0.58	1.00	1.00	0.80	0.60	1.00	1.00	0.83	0.62	1.00	1.00	0.83	0.62
	DT	23	22	19	16	23	20	16	13	23	23	20	16	23	23	20	16	22	22	20	16	20	21	18	15
	kW	3.03	3.08	3.18	3.27	3.24	3.31	3.41	3.51	3.43	3.51	3.61	3.73	3.60	3.68	3.79	3.91	3.75	3.83	3.95	4.07	3.87	3.95	4.08	4.21
	Amps	6.1	6.4	6.7	7.1	7.0	7.3	7.6	8.1	8.0	8.3	8.7	9.2	8.8	9.2	9.6	10.1	9.7	10.1	10.6	11.2	10.6	11.0	11.5	12.1
	Hi PR	221	238	252	262	248	267	282	294	282	304	321	335	322	346	366	381	362	390	411	429	400	430	454	474
	Lo PR	108	115	125	134	114	121	133	141	119	126	138	147	125	133	145	154	131	139	152	162	135	144	157	167
	MBh	45.3	46.3	49.5	52.9	44.2	45.2	48.3	51.6	43.2	44.1	47.2	50.4	42.1	43.1	46.0	49.2	40.0	40.9	43.7	46.7	37.1	37.9	40.5	43.3
	S/T	0.91	0.85	0.69	0.52	0.94	0.88	0.72	0.54	0.96	0.90	0.74	0.55	0.99	0.93	0.76	0.57	1.00	0.97	0.79	0.59	1.00	0.98	0.79	0.59
	DT	24	23	20	16	25	24	21	16	25	24	21	16	25	24	21	17	24	23	20	16	22	22	19	15
kW	3.00	3.06	3.15	3.25	3.22	3.28	3.38	3.49	3.41	3.48	3.58	3.70	3.58	3.65	3.76	3.88	3.72	3.80	3.92	4.04	3.84	3.92	4.05	4.18	
Amps	6.0	6.3	6.6	7.0	6.9	7.1	7.5	8.0	7.9	8.2	8.6	9.1	8.7	9.1	9.5	10.1	9.6	9.9	10.4	11.0	10.4	10.8	11.3	11.9	
Hi PR	219	236	249	260	246	265	279	291	280	301	318	332	319	343	362	378	358	386	407	425	396	426	450	469	
Lo PR	107	114	124	132	113	120	131	140	117	125	136	145	123	131	143	153	129	138	150	160	134	142	155	165	
MBh	41.8	42.7	45.6	48.8	40.8	41.7	44.6	47.7	39.9	40.7	43.5	46.5	38.9	39.7	42.5	45.4	36.9	37.8	40.3	43.1	34.2	35.0	37.4	39.9	
S/T	0.87	0.82	0.67	0.50	0.91	0.85	0.69	0.52	0.93	0.87	0.71	0.53	0.96	0.90	0.73	0.55	1.00	0.93	0.76	0.57	1.00	0.94	0.77	0.57	
DT	25	24	21	17	25	24	21	17	25	24	21	17	25	24	21	17	25	24	21	17	23	22	19	16	
kW	2.94	2.99	3.08	3.17	3.14	3.21	3.30	3.40	3.33	3.40	3.50	3.61	3.49	3.56	3.67	3.79	3.63	3.71	3.82	3.94	3.75	3.83	3.95	4.08	
Amps	5.7	6.0	6.3	6.7	6.6	6.8	7.2	7.6	7.5	7.8	8.2	8.7	8.4	8.7	9.1	9.6	9.2	9.5	10.0	10.6	10.0	10.4	10.9	11.5	
Hi PR	213	229	242	252	239	257	271	283	271	292	308	322	309	333	351	366	348	374	395	412	384	413	436	455	
Lo PR	104	110	121	128	110	117	127	136	114	121	132	141	120	127	139	148	125	133	146	155	130	138	151	160	

IDB*	Airflow	Outdoor Ambient Temperature																							
		65°F				75°F				85°F				95°F				105°F				115°F			
		59	63	67	71	59	63	67	71	59	63	67	71	59	63	67	71	59	63	67	71	59	63	67	71
85	MBh	47.5	48.4	50.7	54.1	46.4	47.3	49.5	52.8	45.3	46.1	48.3	51.6	44.2	45.0	47.1	50.3	42.0	42.8	44.8	47.8	38.9	39.6	41.5	44.3
	S/T	1.00	0.96	0.87	0.70	1.00	1.00	0.90	0.73	1.00	1.00	0.92	0.75	1.00	1.00	0.95	0.77	1.00	1.00	0.99	0.80	1.00	1.00	1.00	0.81
	DT	25	25	23	20	24	25	23	20	24	24	24	20	23	24	24	20	22	23	23	20	20	21	22	19
	kW	3.05	3.11	3.20	3.30	3.27	3.33	3.43	3.54	3.46	3.53	3.64	3.76	3.63	3.71	3.82	3.95	3.78	3.86	3.98	4.11	3.90	3.99	4.11	4.25
	Amps	6.2	6.5	6.8	7.2	7.1	7.4	7.8	8.2	8.1	8.4	8.8	9.4	9.0	9.3	9.8	10.3	9.9	10.2	10.7	11.3	10.7	11.1	11.6	12.3
	Hi PR	224	241	254	265	251	270	285	297	285	307	324	338	325	350	369	385	366	393	415	433	404	435	459	479
	Lo PR	109	116	127	135	115	123	134	143	120	127	139	148	126	134	146	156	132	140	153	163	136	145	158	169
	MBh	46.1	47.0	49.2	52.5	45.0	45.9	48.1	51.3	43.9	44.8	46.9	50.1	42.9	43.7	45.8	48.8	40.7	41.5	43.5	46.4	37.7	38.5	40.3	43.0
	S/T	0.95	0.92	0.83	0.67	0.99	0.95	0.86	0.70	1.00	0.97	0.88	0.71	1.00	1.00	0.91	0.74	1.00	1.00	0.94	0.76	1.00	1.00	0.95	0.77
	DT	26	26	24	21	26	26	24	21	26	26	24	21	25	26	25	21	24	25	24	21	22	23	23	20
kW	3.03	3.08	3.18	3.27	3.24	3.31	3.41	3.51	3.43	3.51	3.61	3.73	3.60	3.68	3.79	3.91	3.75	3.83	3.95	4.07	3.87	3.95	4.08	4.21	
Amps	6.1	6.4	6.7	7.1	7.0	7.3	7.6	8.1	8.0	8.3	8.7	9.2	8.8	9.2	9.6	10.2	9.7	10.1	10.6	11.2	10.6	11.0	11.5	12.1	
Hi PR	221	238	252	262	248	267	282	294	282	304	321	335	322	346	366	381	362	390	411	429	400	430	454	474	
Lo PR	108	115	125	134	114	121	133	141	119	126	138	147	125	133	145	154	131	139	152	162	135	144	157	167	
MBh	42.5	43.4	45.4	48.5	41.5	42.4	44.4	47.3	40.6	41.3	43.3	46.2	39.6	40.3	42.2	45.1	37.6	38.3	40.1	42.8	34.8	35.5	37.2	39.7	
S/T	0.92	0.88	0.80	0.65	0.95	0.92	0.83	0.67	0.97	0.94	0.85	0.69	1.00	0.97	0.88	0.71	1.00	1.00	0.91	0.74	1.00	1.00	0.92	0.74	
DT	26	26	25	21	27	26	25	22	27	26	25	22	27	27	25	22	25	26	25	22	24	24	23	20	
kW	2.96	3.02	3.10	3.20	3.17	3.23	3.33	3.43	3.35	3.42	3.53	3.64	3.52	3.59	3.70	3.82	3.66	3.74	3.85	3.97	3.78	3.86	3.98	4.11	
Amps	5.8	6.1	6.4	6.8	6.7	6.9	7.3	7.8	7.6	7.9	8.3	8.8	8.5	8.8	9.2	9.8	9.3	9.7	10.1	10.7	10.2	10.5	11.0	11.6	
Hi PR	215	231	244	254	241	259	274	286	274	295	311	325	312	336	355	370	351	378	399	416	388	417	441	460	
Lo PR	105	111	122	130	111	118	129	137	115	122	134	142	121	129	140	150	127	135	147	157	131	139	152	162	

IDB: Entering Indoor Dry Bulb Temperature Shaded area is ARI conditions
 * Amps = outdoor unit amps (comp.+fan)
 Design Subcooling 9 ±3 °F @ the liquid service valve, ARI 95 test conditions
 kW=Total system power

PRODUCT SPECIFICATIONS

EXPANDED COOLING DATA — MODEL: WGHP4460AA* / CA*F4860*6A*+TXV / WMAHV2000**

IDB	Airflow	Outdoor Ambient Temperature																							
		65°F				75°F				85°F				95°F				105°F				115°F			
		59	63	67	71	59	63	67	71	59	63	67	71	59	63	67	71	59	63	67	71	59	63	67	71
2081	MBh	55.4	57.4	62.9	-	54.1	56.1	61.4	-	52.8	54.7	59.9	-	51.5	53.4	58.5	-	48.9	50.7	55.6	-	45.3	47.0	51.5	-
	S/T	0.74	0.62	0.43	-	0.77	0.64	0.45	-	0.79	0.66	0.46	-	0.81	0.68	0.47	-	0.85	0.71	0.49	-	0.85	0.71	0.49	-
	DT	18	16	12	-	18	16	12	-	18	16	12	-	19	16	12	-	18	16	12	-	17	15	11	-
	kW	3.63	3.70	3.82	-	3.91	3.99	4.12	-	4.16	4.25	4.39	-	4.38	4.48	4.63	-	4.57	4.67	4.83	-	4.73	4.83	5.00	-
	Amps	7.6	7.9	8.4	-	8.7	9.1	9.6	-	10.0	10.4	10.9	-	11.1	11.5	12.1	-	12.2	12.7	13.3	-	13.3	13.8	14.5	-
	Hi PR	219	236	249	-	246	264	279	-	279	301	318	-	318	343	362	-	358	385	407	-	396	426	450	-
	Lo PR	103	110	120	-	109	116	126	-	113	120	131	-	119	126	138	-	125	132	145	-	129	137	150	-
	MBh	53.8	55.7	61.0	-	52.5	54.4	59.6	-	51.3	53.1	58.2	-	50.0	51.8	56.8	-	47.5	49.2	53.9	-	44.0	45.6	50.0	-
	S/T	0.71	0.59	0.41	-	0.73	0.61	0.42	-	0.75	0.63	0.44	-	0.78	0.65	0.45	-	0.81	0.67	0.47	-	0.81	0.68	0.47	-
	DT	19	16	12	-	19	17	13	-	19	17	13	-	19	17	13	-	19	16	13	-	18	15	12	-
70	kW	3.60	3.67	3.79	-	3.88	3.96	4.09	-	4.12	4.22	4.35	-	4.34	4.44	4.59	-	4.53	4.63	4.78	-	4.69	4.79	4.96	-
	Amps	7.4	7.8	8.2	-	8.6	8.9	9.4	-	9.8	10.2	10.8	-	11.0	11.4	12.0	-	12.1	12.5	13.1	-	13.2	13.6	14.3	-
	Hi PR	217	233	246	-	243	262	276	-	277	298	314	-	315	339	358	-	355	382	403	-	392	422	445	-
	Lo PR	102	108	118	-	108	115	125	-	112	119	130	-	118	125	137	-	123	131	143	-	128	136	148	-
	MBh	49.6	51.4	56.3	-	48.5	50.2	55.0	-	47.3	49.0	53.7	-	46.2	47.8	52.4	-	43.8	45.4	49.8	-	40.6	42.1	46.1	-
	S/T	0.68	0.57	0.40	-	0.71	0.59	0.41	-	0.73	0.61	0.42	-	0.75	0.63	0.43	-	0.78	0.65	0.45	-	0.78	0.65	0.45	-
	DT	19	17	13	-	19	17	13	-	19	17	13	-	20	17	13	-	19	17	13	-	18	16	12	-
	kW	3.51	3.58	3.70	-	3.78	3.86	3.99	-	4.02	4.11	4.24	-	4.23	4.33	4.47	-	4.41	4.51	4.66	-	4.57	4.67	4.83	-
	Amps	7.1	7.4	7.8	-	8.2	8.5	9.0	-	9.4	9.8	10.3	-	10.5	10.9	11.5	-	11.6	12.0	12.6	-	12.6	13.1	13.7	-
	Hi PR	210	226	239	-	236	254	268	-	268	289	305	-	306	329	347	-	344	370	391	-	380	409	432	-
Lo PR	99	105	115	-	105	111	121	-	109	116	126	-	114	121	133	-	120	127	139	-	124	132	144	-	
75	MBh	56.3	58.0	62.7	67.3	55.0	56.6	61.3	65.8	53.7	55.3	59.8	64.2	52.4	53.9	58.4	62.6	49.8	51.2	55.5	59.5	46.1	47.5	51.4	55.1
	S/T	0.84	0.75	0.57	0.37	0.87	0.78	0.59	0.38	0.90	0.80	0.61	0.39	0.93	0.83	0.63	0.40	0.96	0.86	0.65	0.42	0.97	0.87	0.66	0.42
	DT	21	19	16	11	21	20	16	11	21	20	16	11	21	20	16	11	21	19	16	11	20	18	15	10
	kW	3.66	3.73	3.85	3.98	3.94	4.03	4.16	4.30	4.19	4.29	4.43	4.58	4.42	4.52	4.67	4.82	4.61	4.71	4.87	5.03	4.77	4.88	5.04	5.22
	Amps	7.7	8.0	8.5	9.1	8.8	9.2	9.7	10.3	10.1	10.5	11.1	11.8	11.3	11.7	12.3	13.0	12.4	12.9	13.5	14.3	13.5	14.0	14.7	15.5
	Hi PR	221	238	251	262	248	267	282	294	282	304	321	335	322	346	365	381	362	389	411	429	400	430	454	474
	Lo PR	104	111	121	129	110	117	128	136	114	122	133	141	120	128	139	148	126	134	146	156	130	138	151	161
	MBh	54.7	56.3	60.9	65.4	53.4	55.0	59.5	63.9	52.1	53.7	58.1	62.3	50.9	52.4	56.7	60.8	48.3	49.7	53.8	57.8	44.7	46.1	49.9	53.5
	S/T	0.80	0.72	0.54	0.35	0.83	0.75	0.56	0.36	0.86	0.77	0.58	0.37	0.88	0.79	0.60	0.38	0.92	0.82	0.62	0.40	0.92	0.83	0.63	0.40
	DT	22	20	16	11	22	20	17	12	22	20	17	12	22	21	17	12	22	20	17	11	21	19	16	11
1850	kW	3.63	3.70	3.82	3.95	3.91	3.99	4.12	4.26	4.16	4.25	4.39	4.54	4.38	4.48	4.63	4.78	4.57	4.67	4.83	4.99	4.73	4.84	5.00	5.17
	Amps	7.6	7.9	8.4	8.9	8.7	9.1	9.6	10.2	10.0	10.4	10.9	11.6	11.1	11.5	12.1	12.8	12.2	12.7	13.3	14.1	13.3	13.8	14.5	15.3
	Hi PR	219	236	249	260	246	265	279	291	280	301	318	331	318	343	362	377	358	385	407	425	396	426	450	469
	Lo PR	103	110	120	127	109	116	126	135	113	120	131	140	119	126	138	147	125	132	145	154	129	137	150	159
	MBh	50.5	51.9	56.2	60.3	49.3	50.7	54.9	58.9	48.1	49.5	53.6	57.5	46.9	48.3	52.3	56.1	44.6	45.9	49.7	53.3	41.3	42.5	46.0	49.4
	S/T	0.78	0.69	0.53	0.34	0.80	0.72	0.54	0.35	0.82	0.74	0.56	0.36	0.85	0.76	0.58	0.37	0.88	0.79	0.60	0.38	0.89	0.80	0.60	0.39
	DT	22	20	17	12	23	21	17	12	23	21	17	12	23	21	17	12	22	21	17	12	21	19	16	11
	kW	3.54	3.61	3.73	3.85	3.81	3.90	4.02	4.15	4.06	4.14	4.28	4.42	4.27	4.36	4.51	4.66	4.45	4.55	4.70	4.86	4.61	4.71	4.87	5.04
	Amps	7.2	7.5	8.0	8.5	8.3	8.6	9.1	9.7	9.5	9.9	10.5	11.1	10.6	11.0	11.6	12.3	11.7	12.2	12.8	13.5	12.8	13.3	13.9	14.7
	Hi PR	212	229	241	252	238	257	271	283	271	292	308	321	309	332	351	366	347	374	395	412	384	413	436	455
Lo PR	100	106	116	124	106	112	123	131	110	117	127	136	115	123	134	143	121	129	140	149	125	133	145	155	

IDB: Entering Indoor Dry Bulb Temperature
 Shaded area is ACCA (TVA) conditions
 kW=Total system power
 Amps = outdoor unit amps (comp. +fan)
 Design Subcooling 9 ±3 °F @ the liquid service valve, ARI 95 test conditions

EXPANDED COOLING DATA — MODEL: WGHP4460AA* / CA*F4860*6A*+TXV / WMAHV2000 (CONT.)**

IDB*	Airflow	Outdoor Ambient Temperature																							
		65°F				75°F				85°F				95°F				105°F				115°F			
		59	63	67	71	59	63	67	71	59	63	67	71	59	63	67	71	59	63	67	71	59	63	67	71
2081	MBh	57.3	58.6	62.6	66.9	56.0	57.2	61.1	65.3	54.6	55.8	59.6	63.8	53.3	54.5	58.2	62.2	50.6	51.7	55.3	59.1	46.9	47.9	51.2	54.7
	ST	0.93	0.87	0.71	0.53	0.96	0.90	0.73	0.55	1.00	0.92	0.75	0.56	1.00	0.95	0.78	0.58	1.00	1.00	0.80	0.60	1.00	1.00	0.81	0.61
	DT	23	22	20	16	24	23	20	16	24	23	20	16	24	23	20	16	22	23	20	16	21	21	18	15
	KW	3.69	3.76	3.89	4.01	3.97	4.06	4.19	4.33	4.23	4.32	4.47	4.62	4.45	4.55	4.71	4.87	4.64	4.75	4.91	5.08	4.81	4.92	5.09	5.26
	Amps	7.8	8.2	8.6	9.2	9.0	9.3	9.9	10.5	10.3	10.7	11.3	11.9	11.4	11.9	12.5	13.2	12.6	13.0	13.7	14.5	13.7	14.2	14.9	15.7
	Hi PR	223	240	254	265	251	270	285	297	285	307	324	338	325	350	369	385	365	393	415	433	404	434	459	479
	Lo PR	105	112	122	130	111	118	129	137	115	123	134	143	121	129	141	150	127	135	148	157	131	140	153	163
	MBh	55.6	56.9	60.7	64.9	54.3	55.5	59.3	63.4	53.0	54.2	57.9	61.9	51.8	52.9	56.5	60.4	49.2	50.2	53.8	57.4	45.5	46.5	49.7	53.2
	ST	0.88	0.83	0.67	0.50	0.91	0.86	0.70	0.52	0.94	0.88	0.72	0.54	0.97	0.91	0.74	0.55	1.00	0.94	0.77	0.57	1.00	0.95	0.77	0.58
	DT	24	23	20	16	25	24	21	16	25	24	21	16	25	24	21	17	24	24	20	16	23	22	19	15
80	KW	3.66	3.73	3.85	3.98	3.94	4.03	4.16	4.30	4.19	4.29	4.43	4.58	4.42	4.52	4.67	4.82	4.61	4.71	4.87	5.03	4.77	4.88	5.04	5.22
	Amps	7.7	8.0	8.5	9.1	8.8	9.2	9.7	10.3	10.1	10.5	11.1	11.8	11.3	11.7	12.3	13.0	12.4	12.9	13.5	14.3	13.5	14.0	14.7	15.5
	Hi PR	221	238	251	262	248	267	282	294	282	304	321	335	322	346	365	381	362	389	411	429	400	430	454	474
	Lo PR	104	111	121	129	110	117	128	136	114	122	133	141	120	128	139	148	126	134	146	156	130	138	151	161
	MBh	51.4	52.5	56.1	59.9	50.2	51.3	54.8	58.5	49.0	50.0	53.5	57.1	47.8	48.8	52.1	55.7	45.4	46.4	49.5	53.0	42.0	43.0	45.9	49.1
	ST	0.85	0.80	0.65	0.49	0.88	0.83	0.67	0.50	0.90	0.85	0.69	0.52	0.93	0.88	0.71	0.53	0.97	0.91	0.74	0.55	0.98	0.92	0.75	0.56
	DT	25	24	21	17	25	24	21	17	25	24	21	17	25	24	21	17	25	24	21	17	23	22	19	16
	KW	3.57	3.64	3.76	3.88	3.84	3.93	4.06	4.19	4.09	4.18	4.32	4.46	4.31	4.40	4.55	4.70	4.49	4.59	4.74	4.90	4.65	4.75	4.91	5.08
	Amps	7.3	7.6	8.1	8.6	8.4	8.8	9.3	9.9	9.7	10.1	10.6	11.3	10.8	11.2	11.8	12.5	11.9	12.3	13.0	13.7	13.0	13.4	14.1	14.9
	Hi PR	215	231	244	254	241	259	274	285	274	295	311	325	312	336	354	370	351	378	399	416	388	417	441	460
Lo PR	101	107	117	125	107	113	124	132	111	118	129	137	116	124	135	144	122	130	142	151	126	134	147	156	

2081	MBh	58.3	59.4	62.2	66.4	56.9	58.1	60.8	64.9	55.6	56.7	59.4	63.3	54.2	55.3	57.9	61.8	51.5	52.5	55.0	58.7	47.7	48.7	51.0	54.4
	ST	0.97	0.94	0.85	0.69	1.00	0.97	0.88	0.71	1.00	1.00	0.90	0.73	1.00	1.00	0.93	0.75	1.00	1.00	0.96	0.78	1.00	1.00	0.97	0.79
	DT	25	25	23	20	25	25	24	20	25	25	24	20	24	24	24	21	23	23	23	20	21	21	22	19
	KW	3.72	3.80	3.92	4.05	4.01	4.09	4.23	4.37	4.26	4.36	4.50	4.66	4.49	4.59	4.75	4.91	4.68	4.79	4.95	5.12	4.85	4.96	5.13	5.31
	Amps	8.0	8.3	8.8	9.3	9.1	9.5	10.0	10.6	10.4	10.9	11.4	12.1	11.6	12.0	12.7	13.4	12.8	13.2	13.9	14.7	13.9	14.4	15.1	15.9
	Hi PR	226	243	256	268	253	273	288	300	288	310	327	341	328	353	373	389	369	397	419	437	408	439	463	483
	Lo PR	106	113	123	131	112	119	130	139	117	124	135	144	122	130	142	151	128	137	149	159	133	141	154	164
	MBh	56.6	57.7	60.4	64.5	55.3	56.4	59.0	63.0	54.0	55.0	57.6	61.5	52.7	53.7	56.2	60.0	50.0	51.0	53.4	57.0	46.3	47.2	49.5	52.8
	ST	0.93	0.89	0.81	0.65	0.96	0.93	0.84	0.68	0.98	0.95	0.86	0.69	1.00	0.98	0.88	0.72	1.00	1.00	0.92	0.74	1.00	1.00	0.93	0.75
	DT	26	26	24	21	26	26	25	21	26	26	25	21	26	26	25	21	25	25	24	21	23	23	23	20
85	KW	3.69	3.76	3.89	4.01	3.97	4.06	4.19	4.33	4.23	4.32	4.47	4.62	4.45	4.55	4.71	4.87	4.64	4.75	4.91	5.08	4.81	4.92	5.09	5.26
	Amps	7.8	8.2	8.6	9.2	9.0	9.3	9.9	10.5	10.3	10.7	11.3	11.9	11.4	11.9	12.5	13.2	12.6	13.0	13.7	14.5	13.7	14.2	14.9	15.7
	Hi PR	223	240	254	265	251	270	285	297	285	307	324	338	325	350	369	385	365	393	415	433	404	434	459	479
	Lo PR	105	112	122	130	111	118	129	137	115	123	134	143	121	129	141	150	127	135	148	157	131	140	153	163
	MBh	52.2	53.3	55.8	59.5	51.0	52.0	54.5	58.1	49.8	50.8	53.2	56.7	48.6	49.5	51.9	55.4	46.2	47.1	49.3	52.6	42.8	43.6	45.7	48.7
	ST	0.89	0.86	0.78	0.63	0.92	0.89	0.81	0.65	0.95	0.92	0.83	0.67	0.98	0.94	0.85	0.69	1.00	0.98	0.88	0.72	1.00	0.99	0.89	0.72
	DT	26	26	25	21	27	26	25	22	27	26	25	22	27	27	25	22	26	26	25	21	24	24	23	20
	KW	3.60	3.67	3.79	3.91	3.88	3.96	4.09	4.22	4.12	4.21	4.35	4.50	4.34	4.44	4.59	4.74	4.53	4.63	4.78	4.95	4.69	4.79	4.95	5.12
	Amps	7.4	7.8	8.2	8.8	8.6	8.9	9.4	10.0	9.8	10.2	10.8	11.4	10.9	11.4	12.0	12.6	12.1	12.5	13.1	13.9	13.1	13.6	14.3	15.1
	Hi PR	217	233	246	257	243	262	276	288	277	298	314	328	315	339	358	373	354	381	403	420	392	421	445	464
Lo PR	102	108	118	126	108	115	125	133	112	119	130	138	118	125	137	145	123	131	143	152	127	136	148	158	

IDB: Entering Indoor Dry Bulb Temperature Shaded area is ARI conditions
 kW=Total system power
 Amps = outdoor unit amps (comp.+fan)
 Design Subcooling 9 ±3 °F @ the liquid service valve, ARI 95 test conditions

PRODUCT SPECIFICATIONS

EXPANDED HEATING DATA

Model: **WGHP4418AA* / CA*F3131*6A* +TXV / WMAHM800****

	Outdoor Ambient Temperature																	
	65	60	55	50	47	45	40	35	30	25	20	17	15	10	5	0	-5	-10
MBh	22.6	21.4	20.2	18.8	18.0	17.4	16.2	14.9	12.8	11.8	10.9	10.3	9.9	8.9	7.9	6.9	5.9	4.8
ΔT	34.9	33.1	31.1	29.1	27.8	26.9	25.0	23.1	19.7	18.2	16.8	15.8	15.3	13.7	12.1	10.6	9.0	7.4
kW	1.56	1.53	1.50	1.47	1.45	1.44	1.41	1.38	1.39	1.36	1.32	1.31	1.29	1.26	1.23	1.20	1.17	1.14
Amps	7.0	6.5	6.1	5.7	5.5	5.4	5.1	4.9	4.7	4.5	4.2	4.1	4.1	3.9	3.6	3.4	3.2	2.9
COP	4.23	4.09	3.93	3.75	3.62	3.54	3.36	3.16	2.70	2.55	2.40	2.30	2.24	2.06	1.87	1.67	1.47	1.23
EER	14.5	14.0	13.4	12.8	12.4	12.1	11.5	10.8	9.2	8.7	8.2	7.9	7.6	7.0	6.4	5.7	5.0	4.2

Calculations are based on nominal CFM and 70°F indoor dry bulb.

Amps = Outdoor unit amps (comp.+fan)

kW = Total system power

Model: **WGHP4424AA* / CA*F3636*6A**+TXV / WMAHM800****

	Outdoor Ambient Temperature																	
	65	60	55	50	47	45	40	35	30	25	20	17	15	10	5	0	-5	-10
MBh	30.2	28.6	26.9	25.1	24.0	23.3	21.6	19.9	17.9	16.6	15.2	14.4	13.9	12.4	11.0	9.6	8.2	6.7
ΔT	32.9	31.1	29.3	27.4	26.1	25.3	23.5	21.7	19.5	18.0	16.6	15.7	15.1	13.5	12.0	10.5	8.9	7.3
kW	2.08	2.04	2.00	1.96	1.94	1.92	1.89	1.85	1.87	1.82	1.78	1.76	1.74	1.70	1.66	1.62	1.58	1.54
Amps	8.1	7.9	7.7	7.5	7.4	7.3	7.2	7.1	7.0	6.9	6.8	6.7	6.7	6.6	6.5	6.3	6.2	6.1
COP	4.24	4.09	3.93	3.74	3.62	3.54	3.35	3.16	2.81	2.65	2.50	2.39	2.33	2.14	1.94	1.73	1.52	1.28
EER	14.5	14.0	13.4	12.8	12.4	12.1	11.4	10.8	9.6	9.1	8.5	8.2	7.9	7.3	6.6	5.9	5.2	4.4

Calculations are based on nominal CFM and 70°F indoor dry bulb.

Amps = Outdoor unit amps (comp.+fan)

kW = Total system power

Model: **WGHP4430AA* / CA*F3642*6A**+TXV / WMAHM1600****

	Outdoor Ambient Temperature																	
	65	60	55	50	47	45	40	35	30	25	20	17	15	10	5	0	-5	-10
MBh	36.5	34.5	32.5	30.4	29.0	28.1	26.1	24.1	22.6	20.9	19.2	18.2	17.5	15.7	13.9	12.1	10.3	8.5
ΔT	32.1	30.4	28.6	26.8	25.6	24.8	23.0	21.2	19.9	18.4	17.0	16.0	15.4	13.8	12.3	10.7	9.1	7.5
kW	2.40	2.36	2.32	2.27	2.25	2.23	2.19	2.14	2.20	2.15	2.11	2.08	2.06	2.01	1.97	1.92	1.87	1.83
Amps	11.8	10.6	9.6	8.7	8.2	8.0	7.2	6.6	6.1	5.6	5.1	4.9	4.8	4.3	3.6	3.1	2.5	1.8
COP	4.44	4.28	4.10	3.91	3.78	3.69	3.50	3.29	3.01	2.84	2.67	2.55	2.48	2.28	2.07	1.85	1.62	1.36
EER	15.2	14.6	14.0	13.4	12.9	12.6	11.9	11.2	10.3	9.7	9.1	8.7	8.5	7.8	7.1	6.3	5.5	4.6

Calculations are based on nominal CFM and 70°F indoor dry bulb.

Amps = Outdoor unit amps (comp.+fan)

kW = Total system power

EXPANDED HEATING DATA (CONT.)

Model: WGHP4436AB* / WAHMS3743P4A*

	Outdoor Ambient Temperature																	
	65	60	55	50	47	45	40	35	30	25	20	17	15	10	5	0	-5	-10
MBh	41.5	39.3	37.0	34.6	33.0	32.0	29.7	27.4	24.9	23.0	21.2	20.0	19.3	17.3	15.3	13.4	11.4	9.3
DT	30.7	29.1	27.4	25.6	24.4	23.7	22.0	20.3	18.5	17.0	15.7	14.8	14.3	12.8	11.3	9.9	8.4	6.9
kW	2.95	2.90	2.85	2.79	2.76	2.74	2.69	2.64	2.93	2.86	2.80	2.76	2.74	2.68	2.61	2.55	2.49	2.43
Amps	11.8	11.0	10.3	9.8	9.4	9.3	8.8	8.4	8.0	7.7	7.4	7.2	7.1	6.8	6.4	6.1	5.7	5.2
COP	4.11	3.96	3.80	3.62	3.49	3.41	3.23	3.04	2.49	2.35	2.21	2.12	2.06	1.89	1.71	1.53	1.34	1.13
EER	14.0	13.5	13.0	12.4	11.9	11.7	11.0	10.4	8.5	8.0	7.6	7.2	7.0	6.5	5.9	5.2	4.6	3.8

Calculations are based on nominal CFM and 70°F indoor dry bulb.

Amps = Outdoor unit amps (comp.+fan)
kW = Total system power

Model: WGHP4442AA* / CA*F4860*6A*+TXV / WMAHM2000**

	Outdoor Ambient Temperature																	
	65	60	55	50	47	45	40	35	30	25	20	17	15	10	5	0	-5	-10
MBh	51.5	48.8	45.9	42.9	41.0	39.7	36.9	34.0	34.3	31.6	29.1	27.5	26.5	23.8	21.1	18.4	15.7	12.8
ΔT	34.1	32.3	30.4	28.4	27.1	26.3	24.4	22.5	22.7	20.9	19.3	18.2	17.5	15.7	13.9	12.1	10.4	8.5
kW	3.40	3.33	3.27	3.21	3.17	3.14	3.08	3.02	3.07	3.00	2.94	2.90	2.87	2.81	2.74	2.68	2.61	2.54
Amps	15.2	14.1	13.2	12.4	12.0	11.8	11.1	10.6	10.1	9.7	9.2	9.0	8.9	8.5	7.9	7.5	6.9	6.3
COP	4.44	4.28	4.11	3.92	3.79	3.70	3.50	3.30	3.26	3.08	2.90	2.78	2.70	2.48	2.25	2.01	1.76	1.48
EER	15.2	14.6	14.0	13.4	12.9	12.6	12.0	11.3	11.2	10.5	9.9	9.5	9.2	8.5	7.7	6.9	6.0	5.1

Calculations are based on nominal CFM and 70°F indoor dry bulb.

Amps = Outdoor unit amps (comp.+fan)
kW = Total system power

Model: WGHP4448AA* / CA*F4860*6A*+TXV / WMAHM2000**

	Outdoor Ambient Temperature																	
	65	60	55	50	47	45	40	35	30	25	20	17	15	10	5	0	-5	-10
MBh	57.8	54.7	51.5	48.2	46.0	44.6	41.4	38.2	36.6	33.8	31.1	29.4	28.3	25.4	22.5	19.6	16.8	13.7
ΔT	34.5	32.7	30.8	28.8	27.5	26.6	24.7	22.8	21.9	20.2	18.6	17.6	16.9	15.2	13.4	11.7	10.0	8.2
kW	3.98	3.90	3.83	3.75	3.71	3.68	3.60	3.53	3.65	3.57	3.49	3.44	3.41	3.32	3.24	3.16	3.08	3.00
Amps	19.4	17.6	16.1	14.8	14.1	13.7	12.7	11.7	11.0	10.3	9.5	9.2	9.0	8.3	7.4	6.6	5.7	4.6
COP	4.25	4.10	3.94	3.76	3.63	3.55	3.36	3.17	2.94	2.77	2.61	2.50	2.43	2.24	2.03	1.82	1.59	1.34
EER	14.5	14.0	13.5	12.8	12.4	12.1	11.5	10.8	10.0	9.5	8.9	8.5	8.3	7.6	6.9	6.2	5.4	4.6

Calculations are based on nominal CFM and 70°F indoor dry bulb.

Amps = Outdoor unit amps (comp.+fan)
kW = Total system power

Model: WGHP4460AA* / CA*F4860*6A*+TXV / WMAHV2000**

	Outdoor Ambient Temperature																	
	65	60	55	50	47	45	40	35	30	25	20	17	15	10	5	0	-5	-10
MBh	71.6	67.8	63.8	59.7	57.0	55.2	51.3	47.3	47.9	44.2	40.7	38.4	37.0	33.2	29.4	25.7	21.9	17.9
ΔT	35.9	33.9	32.0	29.9	28.5	27.6	25.7	23.7	24.0	22.1	20.4	19.2	18.5	16.6	14.7	12.8	11.0	9.0
kW	4.83	4.74	4.64	4.54	4.48	4.44	4.35	4.25	4.42	4.32	4.21	4.15	4.11	4.00	3.90	3.80	3.69	3.59
Amps	24.7	22.3	20.4	18.8	17.9	17.4	16.0	14.8	13.9	12.9	12.0	11.5	11.3	10.4	9.2	8.2	7.1	5.7
COP	4.34	4.19	4.03	3.85	3.72	3.64	3.45	3.26	3.17	2.99	2.83	2.71	2.63	2.43	2.21	1.98	1.74	1.46
EER	14.8	14.3	13.8	13.1	12.7	12.4	11.8	11.1	10.8	10.2	9.7	9.3	9.0	8.3	7.5	6.8	5.9	5.0

High pressure is measured at the suction service valve (the larger valve).

Amps = Outdoor unit amps (comp.+fan)

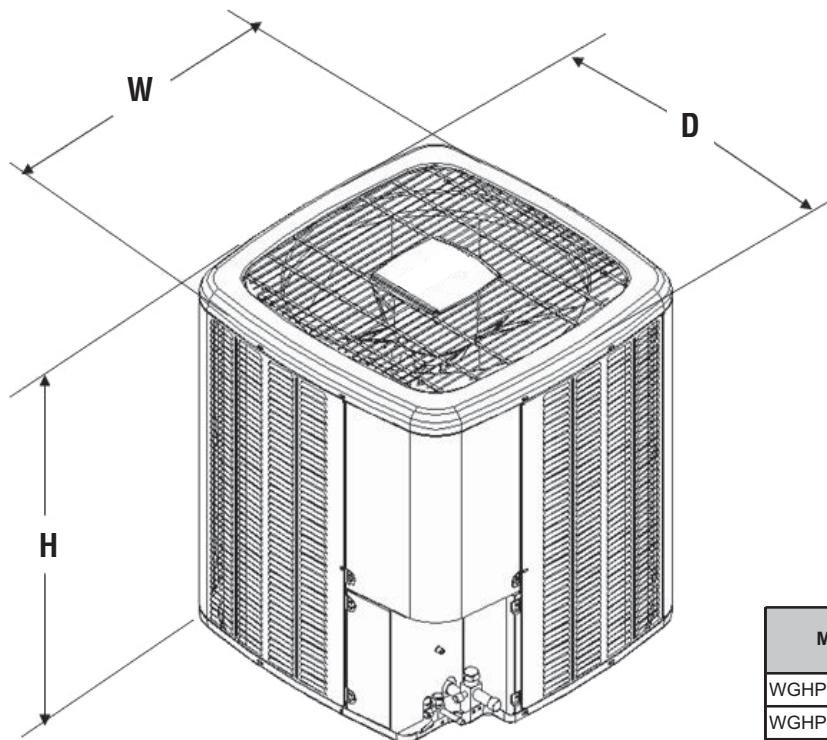
Low pressure is measured at the gauge port connection.

kW = Total system power

Calculations are based on nominal CFM and 70°F indoor dry bulb.

PRODUCT SPECIFICATIONS

DIMENSIONS



Model	Dimensions		
	W"	D"	H"
WGHP4418AA*	29	29	34 $\frac{1}{4}$
WGHP4424AA*	29	29	38 $\frac{1}{4}$
WGHP4430AA*	29	29	38 $\frac{1}{4}$
WGHP4436AB*	29	29	38 $\frac{1}{4}$
WGHP4442AA*	35 $\frac{1}{2}$	35 $\frac{1}{2}$	38 $\frac{1}{4}$
WGHP4448AA*	35 $\frac{1}{2}$	35 $\frac{1}{2}$	38 $\frac{1}{4}$
WGHP4460AA*	35 $\frac{1}{2}$	35 $\frac{1}{2}$	38 $\frac{1}{4}$

ACCESSORIES

Model	Description	WGHP44 18*	WGHP44 24*	WGHP44 30*	WGHP44 36*	WGHP44 42*	WGHP44 48*	WGHP44 60*
ABK-20	Anchor Bracket Kit	X	X	X	X	X	X	X
ASC01	Anti-Short Cycle Kit	X	X	X	X	X	X	X
CSR-U-1	Hard-start Kit	X	X	X	X			
CSR-U-2	Hard-start Kit				X	X	X	X
CSR-U-3	Hard-start Kit						X	X
FSK01A1	Freeze Protection Kit	X	X	X	X	X	X	X
OT18-60A2	Outdoor Thermostat	X	X	X	X	X	X	X
OT/EHR18-60	Emergency Heat Relay Kit	X	X	X	X	X	X	X
TX2N4 ³	TXV Kit	X						
TX2N4A	TXV Kit	X	X					
TX3N4 ³	TXV Kit			X	X			
TX5N4 ³	TXV Kit					X	X	X

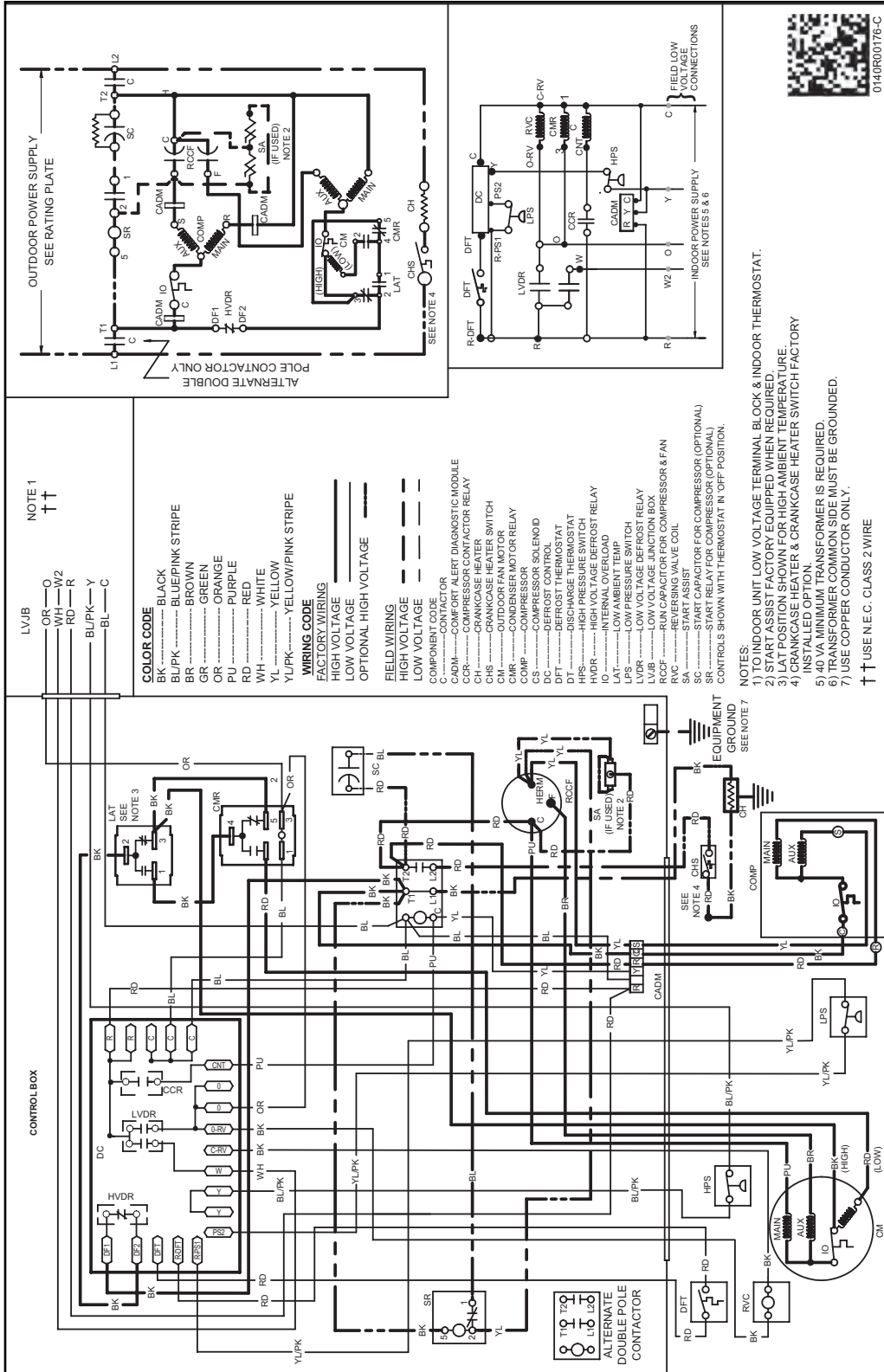
Contains 20 brackets; four brackets needed to anchor unit to pad

¹ Installed on indoor coil

² Required for heat pump applications where ambient temperatures fall below 0 °F with 50% or higher relative humidity.

³ Field-installed, non-bleed, expansion valve kit — Condensing units and heat pumps with reciprocating compressors require the use of start-assist components when used in conjunction with an indoor coil using a non-bleed thermal expansion valve refrigerant metering device.

WGHP44 WIRING DIAGRAM



Wiring is subject to change. Always refer to the wiring diagram or the unit for the most up-to-date wiring.



WARNING

HIGH VOLTAGE!

Disconnect all power before servicing or installing this unit.
 Multiple power sources may be present.
 Failure to do so may cause property damage, personal injury, or death.

